


CPD Module - Registration Instructions



UCC

University College Cork, Ireland
Coláiste na hOllscoile Corcaigh

Student
Records &
Examinations
Office

Contents

Welcome to UCC.....	3
Login – MyStudentAdmin Portal	4-5
Online Registration.....	6
1. Regulations/Data Protection	6
2. Biographical Details.....	7
3. Personal Public Service (PPS) Number Submission	8
4. Compulsory Address Validation	9
5. Compulsory Communication Validation.....	10
6. Address Validation	11
7. Personal Contact Details	11
8. Equal Access: Student Information	12
9. Registration of CPD Module	13
Module Registration - Terms & Conditions	13
10. Fee payment	14-18
11. Disability Support Registration.....	19-21
12. Highest Qualification on Entry	22
13. Accommodation Type	22
14. Confirmation of Registration.....	23
15. Amend your Registration	24
16. Support Contacts	25

Welcome to UCC

We know this can be an exciting and daunting time so to help you along the way, we have developed this useful guide to take you through the registration process.

During registration, you will enrol choose a module, provide biographical information, complete fee payment, and download your confirmation of registration.

Registration involves additional steps that we need you to complete. Once these are completed, you'll officially be confirmed as a UCC student. Additional steps relevant to your entry route can be found on the [Registration](#) webpage.

You may only make an appointment to collect your [student ID card](#) on **full completion of registration of your module**. This ID card will be for the duration of your study.

If you have a question or are unsure of where to start, please check our helpful [ASK](#) page. Alternatively, you can submit a query using the [web enquiry form](#).

We wish you the best of luck for the upcoming academic year!

Student Records and Examinations Office

Login – MyStudentAdmin

Secure your UCC Student IT Account (3 parts to Step 1 - see below)

All UCC Students have a Student IT Account. As a student, you must secure your UCC Student IT Account with Multi-factor Authentication (MFA) before using it to logon to UCC services (unless you have previously completed this as a past student, in which case please jump ahead to step 2 below). For a complete step-by-step guide to logging into your UCC Student IT Account for the first time, please refer to this very helpful video: [UCC Student IT Account - Set Up \(youtube.com\)](https://www.youtube.com/watch?v=UCC_Student_IT_Account_Set_Up)

- 1. Sign into your UCC Student IT Account:** To set up MFA on your UCC Student IT Account, go to <https://www.ucc.ie/o365> (using your laptop or computer) and log in with your UCC uemail address and password (to follow in a second email). If you do not receive your UCC IT password email within 48 hours, please log this [here](#) (please check all Folders (Inbox, Junk, Trash, Promotions) for this email before logging an issue).
- 2. Set up MFA:** Once you have logged into your UCC Student IT Account, you will be prompted with instructions to install the Microsoft Authenticator app on your mobile device to complete your MFA setup. Please follow the prompted instructions. Further information including an MFA set-up tutorial are available here: [MFA & Security](#). **Please ensure you do not delete your Microsoft Authenticator App, as you will need this to authenticate future logins.**
- 3. Reset your Student IT Account Password:** Once MFA is set up on your UCC Student IT Account, you will be prompted to reset your password.

UCC Student Email (uemail)

Please ensure that you login to your uemail account with your newly reset password. Your uemail address is provided at the top of this email.

IMPORTANT: All correspondence with fellow students and UCC staff and departments should come from your student email address only NOT your personal email.

Other useful IT information

Further information can be found at <https://www.ucc.ie/en/sit/services/> regarding:

- Access to software such as MSOffice
- UCC Wi-Fi (Eduroam)
- Open access labs and laptop loans
- Reset your password/password recovery

Student IT Helpdesk

Please contact the Student IT Helpdesk at www.ucc.ie/en/sit/support/ or phone 021-490 2120 option 2.

MyStudentAdmin

You can access MyStudentAdmin at <http://sit.ucc.ie>, all Student IT Services are detailed on this webpage, along with instructions on how to access them. If you experience an error accessing the UCC 'MyStudentAdmin' registration website, please ensure the following:

- 1 – Sign-out of your browser – e.g. – Sign out of your Google account.
- 2 – Open a New Browser and then access the UCC MyStudentAdmin website.”
- 3 – If the problem persists, please open a New Incognito Tab / New InPrivate Window in your Browser and then access the UCC MyStudentAdmin website.

Boole Library

<https://libguides.ucc.ie/> library is the link to the Boole Library. Due to current restrictions, the Library has instigated many new systems, e.g. ‘Scan and Deliver’ and ‘Click and Collect’, which are managed electronically. Physical access to the library will be restricted until ID cards can be produced.

Online Registration



- Click “Online Registration” under the Student Web options on the left-hand side of the screen.



- The following steps for online registration will display.

STEP 1: Regulations/Data Protection

Read this section carefully and confirm your acceptance by selecting “**I accept**”.

The University Rules and Regulations need to be accepted to proceed.

UNIVERSITY COLLEGE CORK

Personal Information Update (DYNAMIC)

Student Number: 119666666
Name: Mr UCC Test User

Note: Use the calendar button provided to select a date in the appropriate format. All fields entered information. Click the 'Revert Changes' button to restore the initial values.

Gender: M
Date of Birth: 01-JAN-00

Last Awarding Institution Attended: 4 IRISH INST. OF TECHNOLOGY

Surname: Test User
First Names: UCC
Initials: T1

Save Revert Changes

STEP 2: Biographical Details

1. Check that your biographical details are correct.
2. Select classification of last awarding institution attended. Click "Save".

- **Please note for all students:** Throughout the Registration process the name you provide – and its spelling – MUST EXACTLY MATCH the name printed on any of your personal identity documents (see acceptable forms listed above).

The details provided by you informs your student record for the duration of your studies and will appear on official documentation such as your certified Academic Transcript.

- Once you have completed **Registration** of your module, you may also book an appointment to collect your [student ID card](#).
- If you any questions on the above, check out UCC's [ASK](#) webpage where you will find more information.

Personal Public Service Number Submission

Personal Public Service Number Submission

Student Number: 119666666

Personal Public Service Number Submission

Note:

Please supply your PPS Number in the space provided below and select Continue to proceed.

If your PPS number is displayed correctly, select Continue to proceed.

If your PPS number displayed is incorrect, please enter the correct PPS number and select Continue to proceed.

PPS Number:

12345678A

Continue

STEP 3: Personal Public Service Number Submission

You will be presented with the following screen.

If you have an Irish PPS number, and it is not already displayed, **please provide it in this block.**

If your PSS number is correct, click **“Continue”**.

If you do not have an Irish PPS number, you do not have to provide anything in this block. Simply click **“Continue”** to proceed with Registration.

STEP 4: Compulsory Address Validation

All outstanding address details need to be completed.

The first three address lines (marked with *) must be completed. Click **“Save”** after each address entry.

Emergency Contact Address: When recording address details of Emergency Contact Person, please enter the name of the person on the first line of the address field.

Term Address: This is where you will be living during the academic term. If you do not yet have a Term Address, please enter your Home Address again – you can update your Term Address later once it is finalised.

Correspondence Address: This is where you would like any correspondence from UCC to be sent.

Permanent Home Address: This is the home address where you are permanently living (this may be different to your term address if you are living away from home for the academic term). Ensure this is updated throughout your studies, as any correspondence being posted will be sent here.

The screenshot shows the 'Compulsory Address Validation' page on the UCC website. The page header includes the UCC logo, 'UCC TEST141 03-MAY-23', and the date 'Thursday, 15th June 20...'. The main title is 'Compulsory Address Validation'. Below the title, the student number '124000001' is displayed. A note states: 'Note: The following Address details are required. All address lines marked with * must be supplied. Remember to save the changes, with the button provided, before continuing with the next process. Use the scroll bar on the right of the screen to view all address details.' The form is divided into two sections: 'Emergency Contact Address' and 'Term Address'. Each section contains five input fields, with the first three marked with an asterisk (*). The 'Eircode' field is on the right of each section. A 'Save' button is located at the end of each section. A red box highlights the first three input fields in both sections, and another red box highlights the 'Save' button in each section. The left sidebar contains a navigation menu with options like 'Online Registration', 'Regulations/Data Protection', 'Personal Information Update', 'Personal Public Service Number', 'Submission', 'Compulsory Address Validation', 'Compulsory Communication', 'Validation', 'Address Validation', 'Personal Contact Detail', 'Equal Access: Student Information', 'Programme Registration', 'Module/Subject Registration', 'Payment of Fees', 'E-Payment History', 'Disability Support Registration', 'Highest Qualification on Entry', 'Accommodation Type', 'Confirmation of Registration', 'Amend your Registration', 'Registration Status', 'Fees', 'Examinations', and 'Personal Details'. A 'Logout' button is also present.

UCC TEST141 03-MAY-23 Thursday, 15th June 202

Compulsory Communication Validation

Student Number: 124000001 Compulsory Communication Validation

Note: The following Communication details are required. All communication lines marked with * must be supplied. Remember to save the changes with the button provided before continuing with the next process.

Secondary Email

Save

STEP 5: Compulsory Communication Validation

Enter your Secondary Email and click **“Save”**. This is your **CURRENT PERSONAL** email address, such as your Gmail or Hotmail account.

Please **do not** use your Umail address.

Important! Please do not use: an email address belonging to another individual, a UCC student email or UCC staff email

UNIVERSITY COLLEGE CORK Thursday, 15th June

Address Validation

Student Number: T1966666 Address Validation

Note: If your address details have changed, enter the new details in the lines provided next to the current address details. All address lines marked with * must be supplied. Remember to save the changes, with the button provided, before continuing with the next process. Use the scroll bar on the right of the screen to view all address details.

Current Details	New Details
Permanent Home Address	Update / Enter Details Here
Apt 1	<input type="text"/>
Main Street	<input type="text"/>
Cork	<input type="text"/>
	<input type="text"/>
	Eircode <input type="text"/>
	<input type="button" value="Save"/>
Emergency/ Contact Address	Update / Enter Details Here
Test User Home 1	<input type="text"/>
Test User Main Street 1	<input type="text"/>
Test User Cork 1	<input type="text"/>
	<input type="text"/>

STEP 6: Address Validation

If you do not have an address in Cork right now, please enter your **home address** so that you can proceed to the next step. Once you have secured accommodation in Cork, please update your details immediately.

Please note you must complete all fields even if you are living at home or away. Double check your current address details. If your address has changed, please update this now and click **“Save”**.

Emergency Contact Address:* In this section, please enter the name of the person on the first line of the address field. It is mandatory for all Irish Students to enter an **Eircode. This does not apply to non-EU students.

STEP 7: Personal Contact Detail

Double check your contact details. Should you need to update any of these details, enter the updated information in the corresponding box, and click **“Save”**. Your new contact details will be displayed immediately.

UNIVERSITY COLLEGE CORK Thursday, 15th June

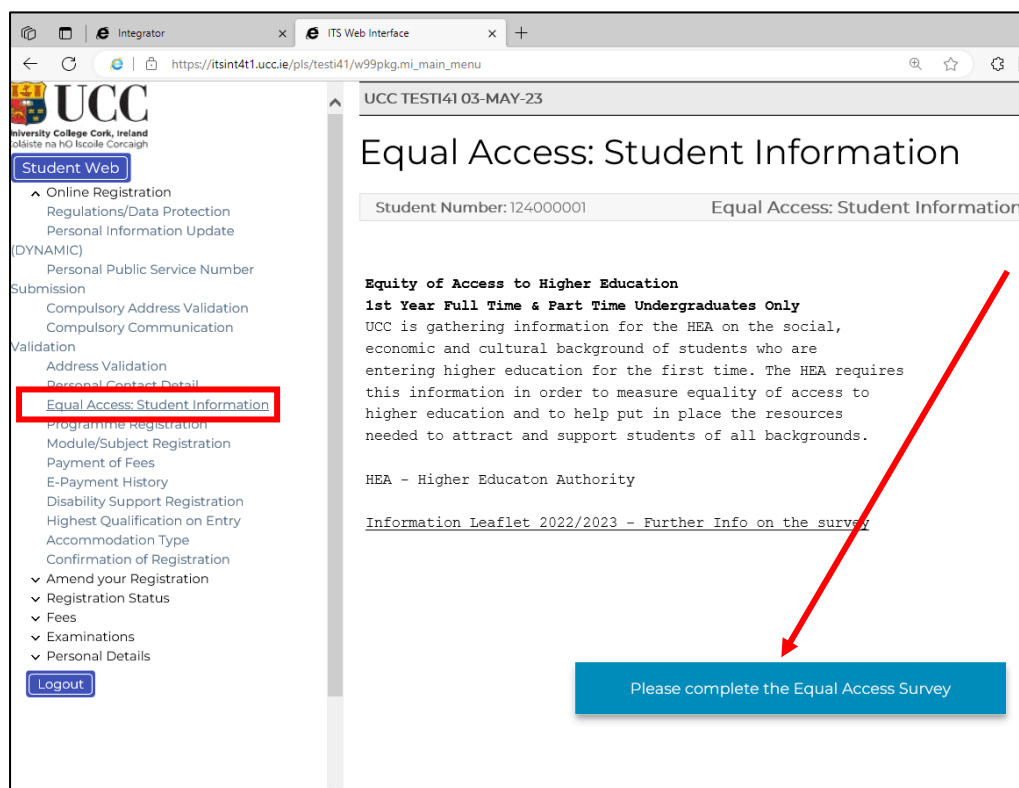
Personal Contact Detail

Student Number: 121341461 Personal Contact Detail

Note: If your communication details have changed, enter the new details in the line provided next to the current communication details. Lines marked with * must be supplied. Remember to save the changes with the button provided before continuing with the next process.

Current Details	New Details
Mobile Telephone Number	Update / Enter Details Here
	<input type="text"/>
	<input type="button" value="Save"/>
Home Telephone Number	Update / Enter Details Here
	<input type="text"/>
	<input type="button" value="Save"/>
Secondary Email	Update / Enter Details Here
katebrohan@icloud.com	<input type="text"/>
	<input type="button" value="Save"/>
Emergency/ Contact Telephone No	Update / Enter Details Here
	<input type="text"/>
	<input type="button" value="Save"/>

****The Next Step is only applicable to First Time Entrants to Higher Education.**



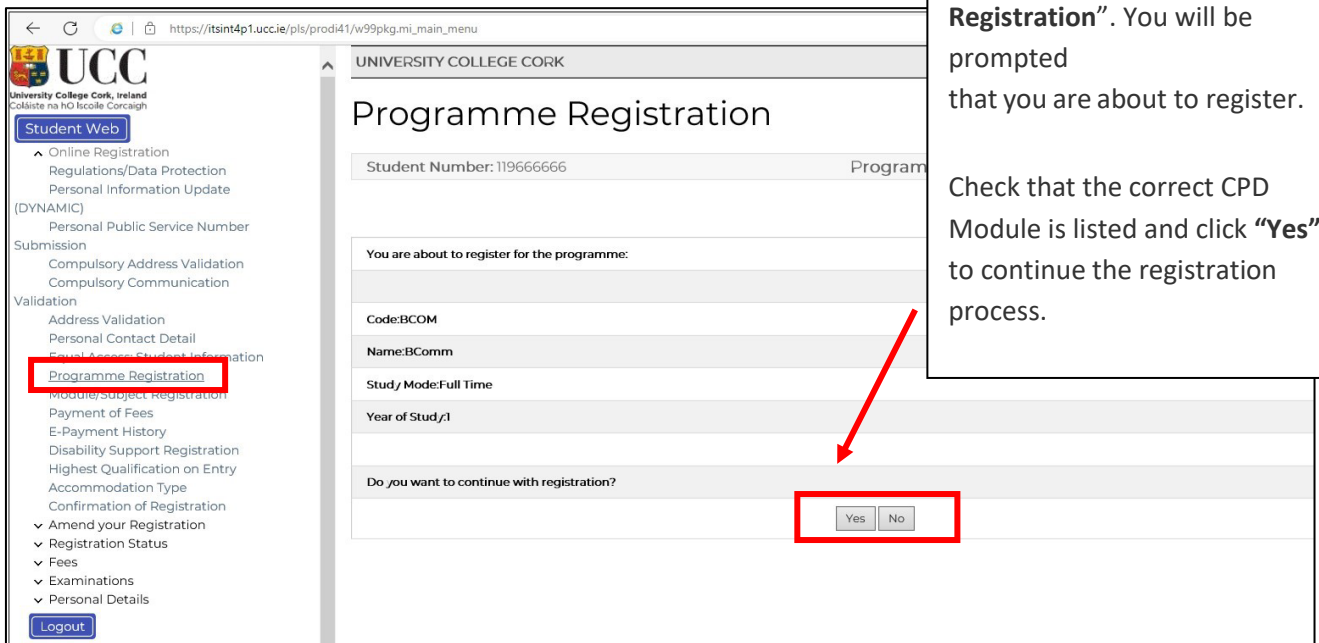
STEP 8: Equal Access Student Information

Click the blue Equal Access Survey button to begin the survey.

Answer all relevant questions and submit your answers using the **“Submit Survey”** button at the bottom of the survey.

The data collected by the survey will be returned to the HEA without names or personal information.

- **Note:** In the event of you not being able to complete the survey online, please [contact us for assistance](#). Please proceed with the remaining steps of the **Online Registration & Fee Payment** process.



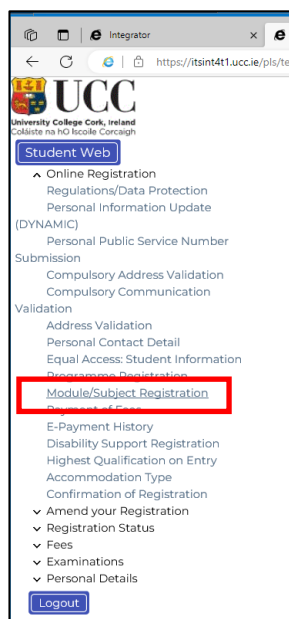
STEP 9: Registration of CPD Module

Click “**CPD Module Registration**”. You will be prompted that you are about to register.

Check that the correct CPD Module is listed and click “**Yes**” to continue the registration process.

- If the correct module is not listed at this step, [contact the Student Records and Examinations](#).
- Please note: **FITNESS TO PRACTISE** is applicable to certain CPD Modules.

If your selected module is subject to UCC’s Fitness to Practise Policy, you must read and complete the Fitness to Practise Section by completing the Declaration as appropriate *before* you can complete the registration of your CPD module. For more information see: <http://www.ucc.ie/en/academicsecretariat/fitnesstopractise/>.



STEP 10: Registration of Module

Complete the “**Module Registration**” step – you will automatically be registered for the module.

Move on to the next step by clicking “**Payment of Fees**”.

Fee Payment

STEP 12: Payment of Fees

Click “**Payment of Fees**”. Read the **Fee Debtor Policy** ([UCC Student Debtor Policy](#)) to ensure that you are aware of the terms and conditions with regard to payment of your fees.

You may be presented with one of the following screens:

Screen 1:

- Answer Yes **only** where you previously attended a University, an Institute of Technology or Colleges of Education (excluding PLC and FETAC/QQI colleges). Once you have answered the question, the relevant payment options will be displayed – see below.

Payment of Fees

Student Number: 119666666 Payment of Fees

[Payment of Fees](#)

THIRD-LEVEL HIGHER EDUCATION

IMPORTANT: To ensure your fee is calculated correctly, UCC needs to determine if you have previously attended a third-level higher education institution.

Please read in full before submitting your answer.

Previous attendance of third-level education institution includes any of the following:

1. If you have **completed** a third-level course.
2. If you have **withdrawn** from a third-level course before completing it.
3. If you are **changing** your third-level course.

Note: if you answer 'YES' below you will be required to download, complete and return a Previous Attendance Form to the Fees Office. Instructions on how to obtain a copy of this form will automatically be emailed to you by answering 'YES'. (The email will be sent to the email address that you provided on your CAO application. In the absence of such an address it will be sent to the secondary email address provided by you during this registration process.)

Have you previously attended a Third-Level Educational Institution? **i.e. Universities, Institutes of Technology, Colleges of Education (Excluding PLC and FETAC Colleges.)**

If you have any queries with regards to the above, please contact fees@ucc.ie

- In the following screen you can change the amount in the **Amount to Pay (EUR)** box, by backspacing out the amount that defaults into this box and inputting the amount you wish to pay.

UNIVERSITY COLLEGE CORK		Thursday, 15th June 20	
Student Number: 11966666		Payment of Fees	
Note: Click the "Pay Now" button to continue with the transaction.			
Amount To Pay (EUR):	<input type="text" value="3138"/>		
Card Holder Name	<input type="text"/>		
Payment Type:	<input type="text" value="Fee Account Payments"/>		
Note: Strong Customer Authentication (SCA) brings changes to fight fraud and make card payments more secure. To ensure this, it is now required that the Card Holders details need to be submitted with each payment made. Please ensure that all the details as required below are supplied before selecting "Pay Now".			
Card Holder E-mail Address	<input type="text"/>		
International Country Code	<input type="text" value="353"/>	Mobile Phone Number	<input type="text"/>
Address Line 1	<input type="text"/>		
Address Line 2	<input type="text"/>		
Address Line 3	<input type="text"/>		
City	<input type="text"/>		
Postal Code/EIRCODE	<input type="text"/>		
Country:	<input type="text" value="Ireland"/>		
Note: If the address supplied above is not in Ireland, use the List function <input type="text" value="..."/> to select the country related to the address.			
Check that the amount in the box above is correct before clicking 'Pay Now'			
<input type="button" value="Pay Now"/>			

Please ensure to provide all details above in relation to the account holder.

Failure of the data entered above to match that provided to the bank by cardholder may result in the payment not been processed by your bank. If this occurs, error code '111' will appear:

111 "Strong Customer Authentication Required"

"Strong Customer Authentication (**SCA**) works to ensure that it is genuinely you whenever you log in or authorise payments while **banking** online. It is designed to help keep your financial information safe and make online **banking** even more secure".

Please refer to the link below to ensure you payment at registration is successfully processed.

<https://www.ucc.ie/en/media/support/financeoffice/fees/FeesOffice-ExtraSecurityMeasures.pdf>

- The following card details screen will display:

The screenshot shows a 'Payment Details' form with the following fields and elements:

- Card Number:** A text input field with a dropdown menu for card types (VISA, Mastercard, etc.).
- Expiry:** A text input field for the month and year (MM/YY).
- Security Code:** A text input field with a help icon (?) next to it.
- Cardholder Name:** A text input field.
- Buttons:** A prominent blue 'PAY NOW' button.
- Security:** Logos for '256-bit SSL encrypted' and 'Security processed by Global Payments'.

Enter all the **mandatory** fields, as follows:

- *Card type (for *Visa Debit* select *Visa*)
- *Card Number
- *Security Code (cvn number is not applicable to laser cards)
- *Expiry Date
- *Cardholder Name

and click **“Pay Now”**.

- NB: The system will require time to process the payment. Do not refresh your screen or hit the back button as it may impact on your fee payment.

UNIVERSITY COLLEGE CORK				Thursday, 15th June 2023	
E-Payment History					
Student Number: 119666666					
Name: Mr UCC Test User					
Payment Transaction Number	Bank Ref.	Payment Date	Transaction Status		Transaction Amount
820369		06-DEC-2019	In Progress / Transaction Failed		3105.00
820368		06-DEC-2019	In Progress / Transaction Failed		3105.00
818942		29-NOV-2019	In Progress / Transaction Failed		3185.00
818938		29-NOV-2019	In Progress / Transaction Failed		3185.00
817727		20-NOV-2019	In Progress / Transaction Failed		1.00
817411		18-NOV-2019	In Progress / Transaction Failed		1234.00

Once the transaction has been completed, the *Successful E-Payment* screen is displayed.

An email receipt will be issued to you.

Click **Print** if you require a paper copy of your receipt.

International Students 100% Funded

- Use the drop-down menu to select the type of funding you are in receipt of.
- Click “Proceed”.

UCC
Coláiste na hOileáine Corcaigh
University College Cork, Ireland

Test03: 01-Jun-16 Thursday, 28th July 2016

Payment of Fees

Student Number: [Redacted]
Name: [Redacted]

Select the Funding Code from the list of values supplied:

Note: Click on the drop down to display the valid Funding Code from the list. Select your Funding and select 'Proceed' to continue.

If the Fund you are entitled to is not listed use 'Previous'.

Departmental Funding
Departmental Funding
HSE/Hospital Funding
International Embassy
Malaysian Funding
Research Project
Scholarships
Tyndall Funding

Previous Proceed

- Please select the relevant funding. You will be sent an email requesting that you upload **proof of funding**. Please submit your **proof of funding** by uploading the relevant document where requested.
- For the 2025-26 Academic Year, all funding proof must be submitted electronically as there will be no facility to submit physical letters to the Fees Office to support your funding.
- You will be presented with the following screen:

Student Number [Redacted]
Name: [Redacted]

Payment of Fees.

Your choice of funding has been recorded and you have to contact the Fees Office with your Funding Documentation.
No Fees are currently Due. - Please proceed to the next option by selecting 'Proceed' below.

Proceed

Click “Proceed” to continue to the next step in the Online Registration

Statement of Fees - Self Service


Statement of Fees is now available for you to print.

It is recommended that you access and print this statement instead of requesting these statements from the Fees Office.

The Statement of Fees can be used for:

- Loan Applications
- Visa Requirements
- Where your employer is paying your Fees and requires an invoice to process a payment on your behalf. This statement can be used along with UCC Fee Account details see <https://www.ucc.ie/en/financeoffice/fees/feepayments>

You can select this statement at the Fees step under **Fee Account Statement**.

UNIVERSITY COLLEGE CORK				Monday, 19th June	
Fee Accounts Statement					
					
		PAGE:	1		
UCC Test User		Student:	119666666		
Apt 1		Statement Date:	19-JUN-2023 11:39		
Main Street		Transactions Up To:	19-JUN-2023		
Cork		Reference:	BCOM 1		
Date	Reference	Description	Debit	Credit	Balance
Fee Accounts					
02-AUG-2022		Opening Balance			0.00
24-MAY-2023	BAO 1	BA (Non Degree)	2685.00		2685.00
24-MAY-2023	BAO 2	BA (Non Degree)	2685.00		5370.00
19-JUN-2023	03 0 1	CAPITATION FEE	138.00		5508.00
19-JUN-2023	03 0 1	REGISTRATION FEE	3000.00		8508.00

Step 13: Disability Support Registration

As part of your registration, you will be asked if you wish to register with the Disability Support Service (DSS). This service supports students with a diagnosed disability and students with a wide range of specific learning difficulties such as Dyslexia, Dyspraxia, and students with AS.

UNIVERSITY COLLEGE CORK Monday, 19th June 2023

Disability Support Registration

Student Number: 96728574 Disability Support Registration

Disability Support Registration (DS)

If you are a student **with a diagnosed disability** or a **specific learning difficulty**, you can register with Disability Support on this screen.

Registration with Disability Support can take place at any point throughout the academic year but please note that **deadlines apply for requesting exam accommodations**. To find out more information please click here: <https://www.ucc.ie/en/dss/studentfaq/studentexamsfaq/>

If you **do not** have a **diagnosed disability** or **specific learning difficulty**, please click the 'I do not need to register for DSS' button at the bottom of this screen.

This is the first step in registering with the Disability Support and UCC encourages students with disabilities to disclose information on their disability/specific learning difficulty to Disability Support as this will enable staff to work with you to identify and put in place supports you may require while a student in UCC.

Once you begin your registration the Advisor assigned to you will be in contact to ask that you **upload appropriate medical verification** and once this is received you will be **offered an appointment**.

Please see here for accepted documentation:
<http://accesscollege.ie/dare/providing-evidence-of-your-disability/>

Click here if you wish to register with the Disability Support Service.

If you do not need to register with the DSS, click here. You will be taken to **Step 13: "Highest Qualification on Entry"**.

Please state your primary disability by selecting from the drop-down list, and then click **"Continue"**.

UNIVERSITY COLLEGE CORK Monday, 19th June 2023

Disability Support Registration

Student Number: 96728574 Disability Support Registration

* Primary Disability (for which you have documentary evidence):

Please Select From The List

- BLIND
- VISION IMPAIRMENT
- DEAF
- HARD OF HEARING
- DYSLEXIA
- WHEELCHAIR USER
- MOBILITY DIFFICULTY
- MENTAL HEALTH DIFFICULTY
- SIGNIFICANT ONGOING ILLNESS
- DYSPRAXIA
- ADD/ADHD
- AUTISM
- NEUROLOGICAL CONDITION
- DYSCALCULIA
- LANGUAGE/COMMUNICATION DIFF
- AUDITORY PROCESSING DIS
- PROCESSING DIFFICULTY

Please see here for accepted documentation:
<http://accesscollege.ie/dare/providing-evidence-of-your-disability/>

Please note your DSS registration will not be complete and you will not be eligible for any supports until DSS receive this evidence of disability.

If you have any questions in relation to the above, please contact DSS on 021 4904848.

You will then be taken to the [Data Protection Notice](#). It is important that you read and understand this notice.

You will need to confirm that you have read and accepted the [Data Protection Notice](#) by ticking this box.

Once you have confirmed your acceptance, click on **“Continue to Review & Complete Registration”**.

- The following screen will ask you to confirm your registration details:

- You will also get an email to your UCC Student Account to confirm your DSS registration details.
- Once your DSS registration has been submitted, an Advisor from the DSS will be in contact with you to arrange an appointment for your Needs Assessment.
- A Needs Assessment can take approximately 30 minutes to an hour and will look at any supports you may need during your time at UCC.

If you are already registered with the Disability Support Service, you will see the following screen. If your needs have changed, or you require further support, please contact your designated advisor.

Disability Support Registration

Already Registered with DSS

Our records indicate that you have either registered with the DSS before, or have DSS Registration request submitted which is waiting to be confirmed.

If you believe this to be an error, please email us at dssinfo@ucc.ie or telephone **021 4904848**.

If this is correct, but you would like to add or change details pertaining to your DSS record, please contact us directly to arrange a meeting.

If you would like to arrange a meeting with a member of DSS, please email us at dssinfo@ucc.ie or telephone **021 4904848**.

Please proceed to the next option by selecting the **Proceed** button at the end of the screen.

Proceed


- **N.B.** Should you have any queries or concerns when completing or reviewing your DSS registration, please contact the DSS Office directly on dssinfo@ucc.ie.

Highest Qualification on Entry

Student Number: 119666666

Highest Qualification on Entry

Qualification	BCOM - BComm
Year	2024

Note: Use the list of values button  provided to access a list of pre-defined values. Click the 'Save' button in order to submit your selection. Click the 'Clear Form' button to clear the inserted values.

Highest Qualification on Entry

Unknown 

Step 14: Highest Qualification on Entry

Using the drop-down menu, select your highest qualification to date. Click **"Save"**.

Accommodation Type

Student Number: 119666666

Accommodation Type

Qualification	BCOM - BComm
Year	2024

NOTE: Select one of the following to indicate where you live during term time. Save your selection before proceeding to the next page.

- Parental Home
- College Accommodation (incl. off-campus)
- Rented Accommodation
- Own House (house,apartment)
- Other Accommodation
- Not Specified

Step 15: Accommodation Type

Select the accommodation type you will be occupying during the current academic year. Click **"Save"**.

The Confirmation of Registration screen is an up-to-date record of your current registration. ANY changes to your registration will be reflected here immediately.

For CPD Modules where Garda Vetting is compulsory you will be required to read and accept that you are only provisionally registered until these processes are complete.

UNIVERSITY COLLEGE CORK		Th									
<u>Confirmation of Registration</u>											
Name:	Ucc Test User										
Student ID:	119666666										
Permanent Address:	Apt 1 Main Street Cork										
Term Address:	123 Bother Bui Main Street Cork										
Registered Programme:	BComm I Full Time (BCOM I)										
Registered Modules/Subjects for Academic Year:	2023/2024										
<table border="1"> <thead> <tr> <th>Module</th> <th></th> <th>Credits</th> <th></th> </tr> </thead> <tbody> <tr> <td>BU1000</td> <td>Developing Critical Thinking Skills</td> <td>5.00</td> <td>Semester 1 & 2</td> </tr> </tbody> </table>				Module		Credits		BU1000	Developing Critical Thinking Skills	5.00	Semester 1 & 2
Module		Credits									
BU1000	Developing Critical Thinking Skills	5.00	Semester 1 & 2								
Student Records and Examinations Office											
Date: 15-Jun-2023											
<hr/>											
<u>For Office Use Only</u>											
Date of Birth: 01-JAN-00											
PPS Number: 12345678A, Gender: Male											

Step 16: Confirmation of Registration

When you have completed subject/module registration, a letter confirming the details of your current registration will be generated on this screen.

Please download to your phone as this will be required for collection of your ID card.

Using the Printer Friendly Format button, print this screen if required.

UNIVERSITY COLLEGE CORK

Change Module/Subject Registration

Student Number: 119666666 Change Module/Subject Registration

You are about to register for the programme:

Code:BCOM
Name:BComm
Study Mode:Full Time
Year of Study:1

- Amend your Registration
 - Change Module/Subject Registration
 - Confirmation of Registration
- Registration Status
- Fees
- Examinations
- Personal Details

Logout

Do you want to continue with registration?

Yes No

Step 17: Amend your Registration

Click "Amend your Registration" under the Student Web options on the left-hand side of the screen.

Click "Change Module/Subject Registration".

ITS Web Interface 11743: x

Secure https://itsweb1.ucc.ie/pls/nt3/w99pkg_mi_main_menu

Test#03: 24-Jul-18

Change Module/Subject Registration

Student Number: [REDACTED]

Qualification: [BSCAC - BSc (Accounting)]

Year Of Study: [2 - II]

Note: Please select the subjects/modules you wish to register for. Some come from your registration.

Subjects/Modules

- AC2100 - International Financial Reporting 1
- AC2101 - Consolidated Financial Statements & Reporting
- AC2110 - Placement Plan
- AC2115 - Introduction to Taxation
- AC2118 - Applications in Corporate Fin & Accounting
- AC2120 - Corporate Financial Management
- LW1109 - Introduction to the Legal System
- LW1109 - Introduction to Business Law
- EC2204 - Business Microeconomics 1
- EC2205 - Business Microeconomics 2
- MG1003 - Introduction to Marketing
- MG1004 - Introduction to Management & Organisation

Subjects/Modules

- *IS1114 - Information Systems in Organisations
- *IS2202 - Systems Analysis and Systems Design
- *IS2203 - Systems Analysis and Systems Change
- *MG2001 - People and Organisation
- *ST4400 - Data Analysis II
- *ST4401 - Introduction to Operations Research
- *ST4402 - Modelling and Systems for Decision Making

Note: Once you have completed your subject/module selection, click the 'Continue' button.

Continue

Click **Remove** to de-select the elective module(s) you wish to change. Select the new module(s) from the list of elective modules. Click on **Continue** to complete your registration with the amendments.

Your Confirmation of Registration letter will be re-generated with this updated information.

Remove

Remove

Remove

Remove

Credits

Credits

Ensure that you log out by clicking the Logout at the bottom of the screen.

Support Contacts

The following is available to help you with any queries you may have on registering for your programme and payment of fees:

Registration Helpdesk

Opening hours:	Monday – Friday
----------------	-----------------

	9:00am – 5pm
--	--------------

Phone:	(021) 490 3000
--------	----------------

Student IT Support for queries such as MFA, MyStudentAdmin log-in difficulties

Opening hours:	Monday – Friday	Saturday - Sunday	
----------------	-----------------	-------------------	--

	8:30am – 9pm	10:00am – 5pm	
--	--------------	---------------	--

--	--	--	--

Phone:	(021) 490 2120		
--------	----------------	--	--

Support:	Students can log a self-service ticket using this link UCC Services Portal
----------	--

If you cannot access your student IT account and need to reset your MFA or password, you can use the link below to log a ticket.

[Self Service MFA/Password Reset Form](#)

Answers to your UCC related questions can be found at UCC's [ASK website](#) or, you can [contact us](#) directly.