



STUDENT MODULE FEEDBACK SURVEY 2025



UCC

University College Cork, Ireland
Coláiste na hOllscoile Corcaigh

Contents

| | |
|--|---|
| What is the Student Module Feedback Survey (SMFS)..... | 3 |
| Why your feedback is important | 3 |
| Where to access the survey | 3 |
| When to complete your survey | 3 |
| Who has access to your information..... | 4 |
| How to complete the survey | 4 |
| Who to Contact | 5 |
| Tips for providing feedback | 5 |

What is the Student Module Feedback Survey (SMFS)

The SMFS allows students to provide feedback on their learning experience during a particular module. It captures anonymous information of your experience across different aspects of learning, including assessment, lecture content, workload and feedback received. This information will be received by UCC Module Co-ordinators (those who are responsible for the delivery of the module and its quality). Aggregated results will also be shared with relevant academic staff responsible for the delivery of Academic programmes (including Heads of School and Heads of College) to inform the development of future learning activities and assist in the ongoing monitoring of the UCC student learning experience across the university.

Why your feedback is important

The SMFS is your opportunity to have your voice heard on what it is like to be a student at UCC and the modules you have engaged with. Through this anonymous feedback, you will help enhance the courses we provide and the overall learning experience for all students at UCC. Your anonymous submissions will be used by UCC staff in enhancing the module, benefitting future students and overall quality of learning at UCC.

Where to access the survey

The SMFS uses the surveying platform Qualtrics which is integrated with UCC's virtual learning environment Canvas. Accessing the survey will be through Canvas using a secured hyperlink which can be found in the [Canvas section]. To access the survey click the link as shown and follow the steps in the next section.

When to complete your survey

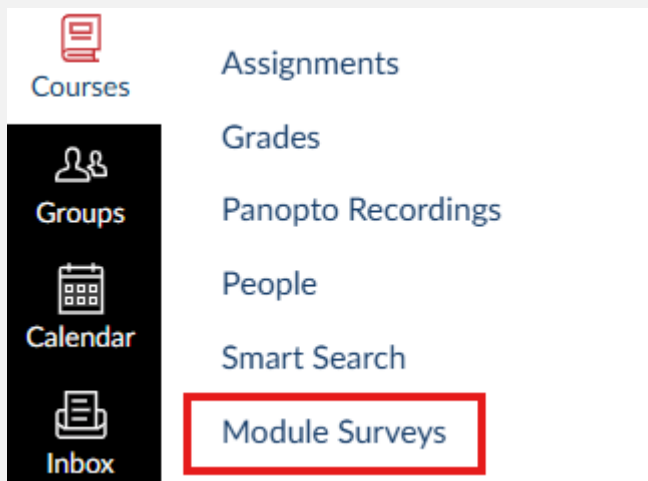
The SMFS survey will be available from 24th February and be open for 6 weeks. Be sure to share your feedback within this time frame.

Who has access to your information


All information submitted is anonymous. To maintain anonymity we ask you not to identify yourself or others unnecessarily in comment sections. All surveys are stored on a secure account accessibly only by UCC staff. Submitted survey results will be sent to staff responsible for the delivery of the module and its quality.

How to complete the survey

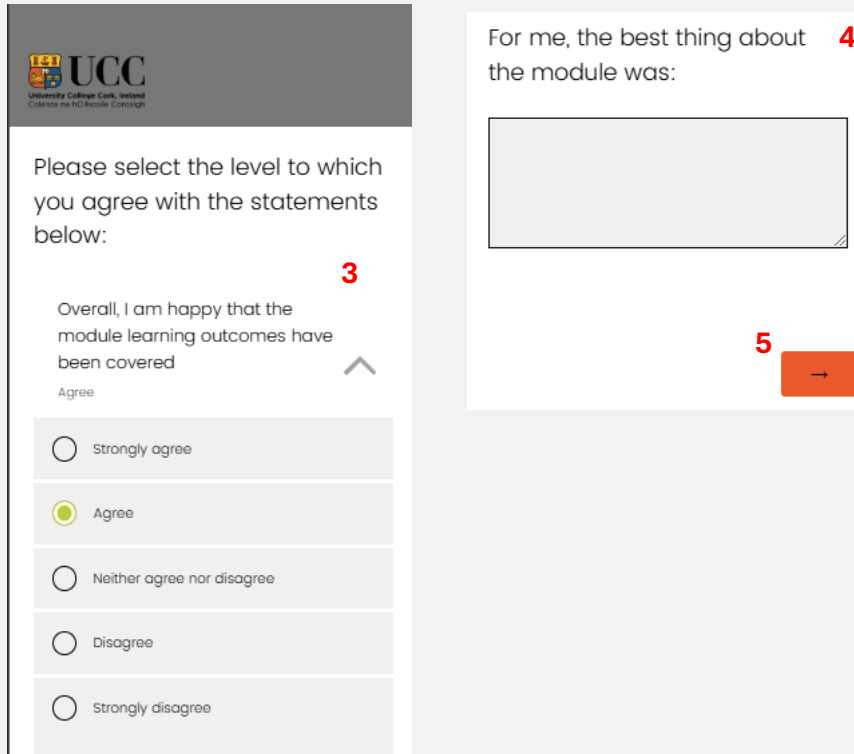
1. Open the Canvas page (<https://ucc.instructure.com/>) and navigate to the *Module Surveys* (1) which will show you the surveys for all your modules:



2. Click one of the respective module links (2) and you will be brought to the Qualtrics survey page



- Answer the survey questions by selecting the response that best matches your experience (3) or by adding comments as requested (4). When you are happy with your response, press the progress button (5) to move to the next question.



The left screenshot shows a survey question: "Please select the level to which you agree with the statements below:". The statement is "Overall, I am happy that the module learning outcomes have been covered". Below the statement is a Likert scale with five options: "Strongly agree", "Agree", "Neither agree nor disagree", "Disagree", and "Strongly disagree". The "Agree" option is selected, indicated by a green dot and a red "3" next to the question. A red "5" and a right arrow button are also visible at the bottom right of the question area.

The right screenshot shows a text input field with the question: "For me, the best thing about the module was:". A red "4" is next to the question, and a red "5" with a right arrow button is at the bottom right of the input field.

There are 7 questions in total.

Who to Contact

If you are experiencing any issues accessing or completing a survey, you can get in touch with the surveys team: stephen.hammel@ucc.ie

Tips for providing feedback

- Be respectful.** All feedback is important and valuable, but it should be delivered honestly and in a respectful tone. Try to avoid overly critical language and remember that there is a person receiving your feedback who is trying to provide the best learning experience possible for you and future students.
- Be relevant.** Make sure you are giving feedback for the correct module and that your feedback is related to it and not something outside of the module learning experience.
- Be constructive.** Try to focus on solutions where possible when giving feedback, providing examples where possible. The more information you provide, the more it can help inform enhancements to future learning. For example, instead of

saying ‘the lectures were confusing’, try specifying what aspects you are referring to e.g. the content, presentation or methods.

- **Consider the positives.** It is important that alongside those aspects you feel could be improved to also include anything that you liked or found particularly useful. By doing this you are highlighting what works well and should be continued to work well for future students.
- **Be aware.** You may receive additional module surveys from your lecturers that have specific questions related to the content of your module. These are equally important so please support the completion of these surveys too which will strengthen the student learning experience into the future.