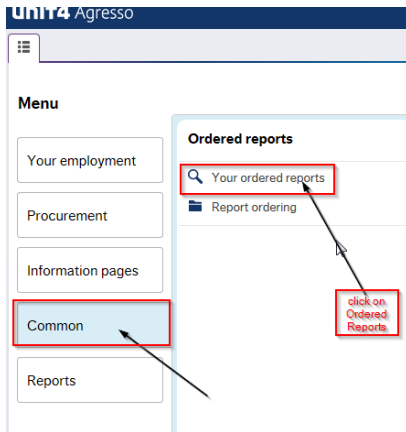
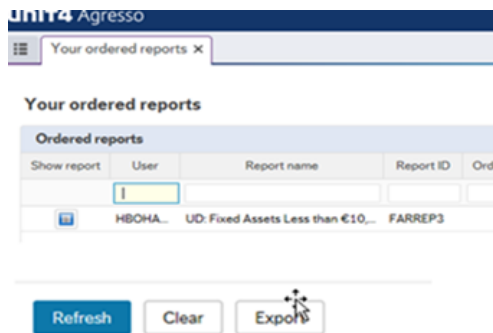


Or alternatively you can go back to menu and click on
Your ordered reports to view and open report in excel



When report is finished you can open the report in excel by clicking on the report



CIP Capital Account Codes Table*

	Account
5201	CIP-Statutory Fees/Contributions/External Utilities
5202	CIP-Professional Fees
5203	CIP-Surveys
5204	CIP-Furniture/Fitout
5205	CIP-Building Equipment
5206	CIP-Direct Costs
5207	CIP-Escalation/Contingency Costs (Not requisitioning from this)
5208	CIP-Computer Equipment
5209	CIP-Equipment (Non Building)
5210	CIP-Miscellaneous
5211	CIP-Land Acquisition
5212	CIP-Buildings Equipment Supply & Install—RCT
5213	CIP-Capital Project Expense Claim (E)
5214	CIP-Contractors RCT
5215	CIP-Internal Charges Equipment
5216	CIP-Internal Charges Equipment (Non Building)
5217	CIP-Internal Charges Computer Equipment
5218	CIP-Internal Charges Direct Costs
5295	CIP-Zero Rated Construction Costs



User Guide to Capital Project CIP A/c Codes

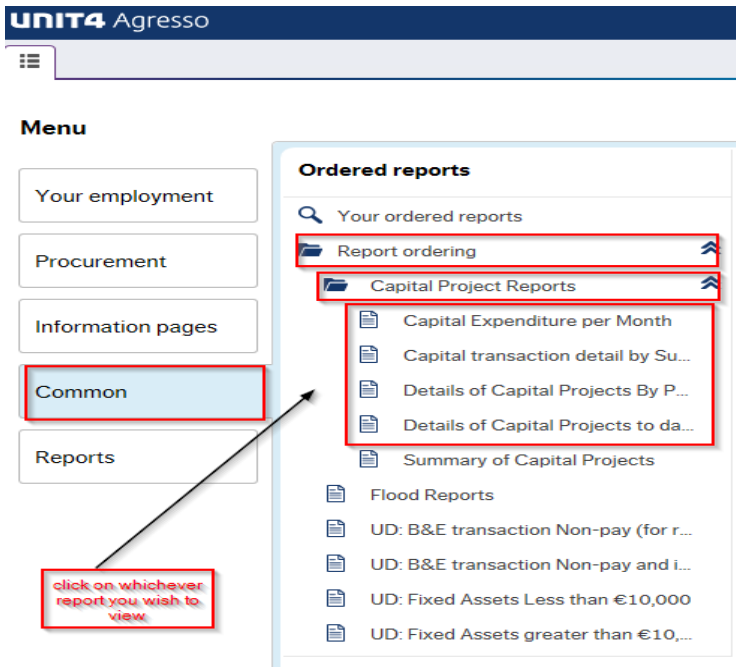
**How to run an excel report
for a capital project code**

Contact Details

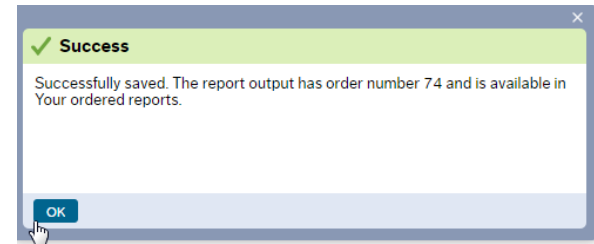
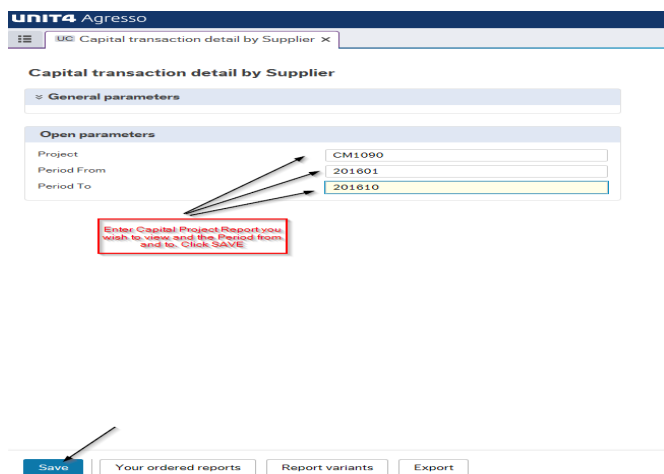
Phone Geraldine Murphy on 490 3333

Email: Capital.Accounting@ucc.ie

To generate Capital Reports in Excel go to Common, Click on Report Ordering open the Capital projects Reports folder and select report that you wish to run



Enter the project code and period that you require the report for and select save



The period from and to relate to the financial year

UCC financial year 2011/12

Month	Period
Oct-11	201201
Nov-11	201202
Dec-11	201203
Jan-12	201204
Feb-12	201205
Mar-12	201206
Apr-12	201207
May-12	201208
Jun-12	201209
Jul-12	201210
Aug-12	201211
Sep-12	201212

Click on your ordered reports at the end of the screen

