

National Competency Assessment Document for the Undergraduate Integrated Children's and General Nursing Student



Bord Altranais agus
Cnáimhseachais na hÉireann
Nursing and Midwifery Board
of Ireland



University College Cork, Ireland
Coláiste na hOllscoile Corcaigh

Full Nursing Student Name (as per Candidate Register):

Nursing Student College ID number:

Higher Education Institution:

Catherine McAuley School of Nursing and
Midwifery,
University College Cork
&
Cork University Hospital

BSc (Hons) Nursing (Integrated Children's and
General)

NU2086 Integrated Children's and General
Nursing Practice

Children's and General Nursing
Practice Placement

Year Two 2021

*This booklet remains the property of the
UCC School of Nursing and Midwifery at
all times. If found, please return this
document to the school of Nursing and
Midwifery, University College Cork.*

ICE (In the case of Emergency) please contact:

Name: _____

Contact Number: _____

Or please contact:

Name: _____

Contact Number: _____

Table of Contents

PRACTICE PLACEMENT AGREEMENT	4
STUDENT DECLARATION – YEAR TWO.....	7
PROFESSIONAL BEHAVIOUR AND STANDARDS	8
LOSS OF CAD: STUDENT RESPONSIBILITIES.....	9
GUIDELINES FOR COMPLETING THE NATIONAL COMPETENCY ASSESSMENT DOCUMENT.....	10
LEVELS OF COMPETENCE FOR NATIONAL COMPETENCY ASSESSMENT	13
SUPERVISION FOR UNDERGRADUATE NURSING STUDENT	15
COMPETENCY ASSESSMENT PROCESS.....	22
NMBI NATIONAL COMPETENCY ASSESSMENT DOCUMENT FLOWCHART	22
GUIDELINES FOR REFLECTIVE WRITING	25
ABBREVIATION OF TERMS	26
GLOSSARY OF TERMS.....	26
REFERENCES.....	29
BSc Nursing *CAD (General placement - 3 weeks or less)	31
BSc Nursing CAD (General placement - 3 weeks or less)	47
BSc Nursing CAD (General placement - 3 weeks or less)... ..	63
BSc Nursing CAD (Children's placement - 3 weeks or less).....	79
BSc Nursing CAD (Children's placement - 3 weeks or less).....	95
BSc Nursing CAD (Children's placement - 3 weeks or less).....	111
BSc Nursing CAD (General placement only - 4 weeks or more).....	127
BSc Nursing CAD (General placement only - 4 weeks or more).....	149
BSc Nursing CAD (General placement only - 4 weeks or more).....	171
BSc Nursing CAD (Children's placement only - 4 weeks or more).....	193
BSc Nursing CAD (Children's placement only - 4 weeks or more).....	215
BSc Nursing CAD (Children's placement only - 4 weeks or more).....	237
SUPPORTIVE LEARNING PLAN FOR PRACTICE PLACEMENT	266
NU2086 INTEGRATED CHILDREN’S AND GENERAL NURSING PRACTICE: ASSESSMENT AND FEEDBACK SHEET...267	267
APPENDIX 1 – PRACTICE MODULE DESCRIPTORS AND PROGRAMME REGULATIONS	267
APPENDIX 2: REQUIRED READING PRIOR TO, AND DURING, ALL CLINICAL PLACEMENT.....	268
ADDENDIUM FOR MATERNITY PLACEMENTS	269

* **CAD = Competency Assessment Document**

SCHOOL OF NURSING AND MIDWIFERY, UCC AND PARTICIPATING HEALTH SERVICE PROVIDERS

PRACTICE PLACEMENT AGREEMENT 2020/21

INTRODUCTION

As a **Nursing/Midwifery** student you are studying to obtain a University Degree that will allow you to register with the Nursing and Midwifery Board of Ireland (NMBI) and upon registration, to work as a Registered Nurse/Midwife. During your study you will gain practice experiences in various health care settings, interacting with individuals¹, members of staff², and other health care professionals. It is therefore essential that you agree with the conditions set out below to ensure that you can learn effectively and become a competent nurse. These conditions are based upon NMBI's *Programmes Standards and Requirements* and *Code of Professional Conduct and Ethics* (2014) <http://www.nursingboard.ie/en/code/new-code.aspx>, University College Cork's (UCC) Student Policies <http://www.ucc.ie/en/study/undergrad/orientation/policies/>, and the School of Nursing and Midwifery's Student Policies <http://www.ucc.ie/en/nursingmidwifery/students/bscnursemid/>. Failure to comply with the conditions set out in this agreement, which you will be asked to sign, may result in you not being allowed to continue in your BSc Nursing/Midwifery programme.

Student Name: _____ **Student ID Number:** _____

I AGREE THAT:

1. I will listen to individuals and respect their views, treat individuals politely and considerately, and respect their privacy, dignity, and their right to refuse to take part in teaching.
2. I will act according to NMBI's *Code of Professional Conduct and Ethics for Registered Nurses and Midwives* (2014).
3. My views about a person's lifestyle, culture, beliefs, race, colour, gender, sexuality, age, social status, disability or perceived economic worth will not prejudice my interaction with individuals, members of staff, or fellow students.
4. I will respect and uphold an individual's trust in me.
5. I will always make clear to individuals that I am a nursing student and not a registered nurse.
6. I will maintain appropriate standards of dress, cleanliness and appearance.
7. I will wear a health service provider identity badge with my name clearly identified.
8. I will familiarise myself and comply with the Health Service Provider's values, policies and procedures.
9. I have read and understood the guidelines as set out in the current Practice Placement Guidelines Booklet <http://www.ucc.ie/en/nursingmidwifery/students/bscnursemid/>.
10. I understand and accept to be bound by the principle of confidentiality of individuals' records and data. I will therefore take all necessary precautions to ensure that any personal data concerning individuals, which I have learned by virtue of my position as a nursing student, will be kept confidential. I confirm that I will not discuss individuals with any other party outside the clinical setting, except anonymously. When recording data or discussing care outside the clinical setting, I will ensure that individuals cannot be identified by others. I will respect all Health Service Providers' and individuals' records. I understand that patient/client records must never be left where an unauthorised person can access them. I also understand that at the end of a clinical placement shift, any notes that I record containing patient details, medical and/or personal details of patients/clients, staff, or other confidential HSP information (e.g. handover notes) must be either shredded on site or placed in a HSP confidentiality bin for shredding at a later date. Professional or personal issues around confidentiality should be addressed with the Preceptor/CPC/CDC/Link Lecturer. I understand that in preparing for clinical practice placement I am required to complete the Fundamentals of GDPR Learning Module on HSEland <https://www.hseland.ie/dash/Account/Login>
11. I have read and understand the BSc Programme's Grievance and Disciplinary Procedures <http://www.ucc.ie/en/nursingmidwifery/students/bscnursemid/>.
12. I understand that, if I have (or if I develop) an impairment or condition, it is my responsibility to seek advice regarding the possibility that it may impact on my ability to learn, to perform safely in the clinical environment, or affect my personal welfare or the welfare of others. An appropriate person to seek advice from in the clinical setting may be an Allocations Liaison Officer, Clinical Placement Coordinator, Staff Nurse or Staff Midwife. I understand it is also my responsibility to declare the impairment or condition on the relevant health disclosure form <https://www.ucc.ie/en/media/support/academicsecretariat/ftp/FTPHealthDisclosureForm2016-2017.pdf> I accept that only through disclosure of this impairment/condition can an appropriate plan of support to reach required clinical learning outcomes/competencies be explored. In addition, in the event that a preceptor or other health care professional observes or is made aware by the student of an impairment or condition, it is their responsibility to seek advice regarding the possibility that the impairment or condition may impact on your ability to learn, to perform safely in the clinical environment, or affect your personal welfare or welfare of others. After seeking advice, the appropriate support and action/reasonable accommodations will be provided and taken.

¹ 'Individual' also refers to patient, client, resident, significant other, colleague, other health care professional

² 'Member of staff' refers to both academic and health service personnel.

13. I understand that if I have any criminal conviction(s) during the programme that I will declare same on the relevant Fitness to Practice disclosure form <http://www.ucc.ie/en/study/undergrad/orientation/policies/>.
14. If I am returning from a period of illness/hospitalisation/surgery, it is expected that I report this to the Allocation Liaison Officer (attached to my Health Service Provider), as I may be required to attend the occupational health department prior to accessing my clinical placement.
15. I understand and accept that any dispute between parties in relation to this Agreement, outside of UCC's and NMBI's relevant regulations, may be referred to the BSc Nursing Joint Disciplinary Committee for a decision.
16. I confirm that I shall endeavour to recognise my own limitations and shall seek help/support when my level of experience is inadequate to handle a situation (whether on my own or with others), or when I or other individuals perceive that my level of experience may be inadequate to handle a situation.
17. I shall conduct myself in a professional and responsible manner in all my actions and communications (verbal, written and electronic including text, e-mail or social communication media).
18. I will attend all scheduled teaching sessions and all scheduled clinical placements, as I understand these are requirements for satisfactory programme completion. If I am unable to attend any theoretical or Mandatory/Essential Skills element (including online requirement) of the programme, I will notify the Attendance Monitoring Executive Assistant in G.03 (prior to scheduled date) and provide a written explanation for the Module Leader as soon as possible and in accordance with the current Mandatory and Essential Skills Policy (<http://www.ucc.ie/en/nursingmidwifery/students/bscnursemid/>). I will also inform the relevant HSP Allocation Liaison Officer prior to the commencement date of my clinical placement. If I am then unable to attend my scheduled clinical placement due to the above reasons, I will act according to Local Health Service Provider Guidelines and the Practice Placement Agreement, and will inform the relevant personnel in a timely manner e.g. Clinical Placement Coordinator, Clinical Nurse Manager, as soon as possible.
19. I understand that students are **not permitted** to arrange/book holidays during clinical placement blocks.
20. I understand that when engaging in **social media** and **social networking** that I must act professionally at all times, and keep posts positive in addition to patient or person free. I will respect patient's privacy and confidentiality. I understand that I must protect my professionalism and reputation. I will keep my personal and professional life separate. I will check my privacy settings and respect the privacy of others. I will consider the implications of what I am posting. I will avoid posting in haste or anger. I will not respond to other posts in haste. Please read NMBI's Guidance document in relation to social media and social networking: [Guidance to Nurses and Midwives on Social Media and Social Networking](#)
21. I understand that if I have a conscientious objection based on religious or moral beliefs, which is relevant to my professional practice, I will share this with an appropriate person in the clinical setting. Even if I have a conscientious objection, I will provide care to a patient in an emergency where there is a risk to the patient's life. The Code of Professional Conduct and Ethics for Registered Nurses and Registered Midwives (2014 p.17; Addendum 19/12/18) states that it is not a breach of any part of this code for nurses and midwives to provide services under the Health (Termination of Pregnancy) Act 2018 once enacted.
22. I know that I have a personal responsibility to protect myself, my patients and the general public from the potential of Covid-19 virus transmission. I will ensure that:
 - I am aware of COVID-19 symptoms or other related pandemic symptoms. Please see: <https://www2.hse.ie/coronavirus/>
 - I understand that if I have symptoms of COVID-19 or acute infections such as symptoms of viral respiratory tract infection or gastroenteritis, that I will undertake not to present myself to clinical placement or to the University³.
 - I am aware that if I have had close contact with someone with COVID-19 that I am not to present to clinical placement or to the University and should avoid public places for a period of 14 days after the last day of close contact with the COVID-19 case.
 - I will ensure that I keep myself up to date with current Public Health Advice regarding COVID-19.
 - I will undertake the Infection Prevention and Control training recommended by the School of Nursing and Midwifery and the HSE.
 - I will ensure that I abide by the rule of 'bare below the elbows/bare above the wrist' while on clinical placement.
 - I will comply with Infection Prevention and Control directions given by HSE and other Clinical staff when I am in a clinical areas
 - I undertake to cooperate with requirements for management of outbreaks or other incidents of infection including providing samples for testing where required.
 - I will commit to declaring that I am free of key symptoms of COVID-19 each day before I present myself to clinical placement.
 - Students can move from a placement in one institution to a placement in another without an interval of time as part of their programme. Thus, I undertake to:
 - Adhere to recommended Infection Prevention and Control Practice at all times when interacting with all individuals during clinical placement.
 - Not present to the new placement area if I have a fever, cough, shortness of breath or other symptoms of communicable infectious disease or if I have been in close contact with someone with COVID-19.

By my signature hereunder I confirm that I have read and understood all the above conditions and that I agree to comply with ALL of these for the duration of the BSc Programme.

Student Signature: _____ **Date:** ____/____/____

³ In the case that I have doubt or uncertainty regarding the symptoms I am experiencing, I will inform the relevant clinical area manager by phone and then contact the relevant ALO/CPC/LL for further advice.

Signed on behalf of the Health Service Provider:

HEALTH SERVICE PROVIDER: CORK UNIVERSITY HOSPITAL

Director of Nursing/Nominee/Title: Nurse Practice Development Co-ordinator Ann Marie Galvin



Signature: _____ Date: 4/9/2020

HEALTH SERVICE PROVIDER: MERCY UNIVERSITY HOSPITAL

Director of Nursing/Nominee/Title: Margaret Mc Kiernan Director of Nursing

Signature: *Margaret McKiernan* Date: 16/9/2020

HEALTH SERVICE PROVIDER: BON SECOURS HOSPITAL

Director of Nursing/Nominee/Title: Nurse Practice Development Co-ordinator Dr Mary Forde



Signature: _____ Date: 16/09/2020

HEALTH SERVICE PROVIDER: SOUTH INFIRMARY VICTORIA UNIVERSITY HOSPITAL

Director of Nursing/Nominee/Title: _____
Please print name

Signature: _____ Date: ____/____/____

Signed on behalf of University College Cork:

HEAD, SCHOOL OF NURSING AND MIDWIFERY/NOMINEE/TITLE: CAROLINE KILTY



Signature: _____ Date: 16/09/20

Head, School of Nursing and Midwifery/Nominee/Title: Dr Aileen Burton, Year 3 Programme Lead



Signature: _____ Date: 16/9/20

STUDENT DECLARATION - YEAR TWO

I declare that I have achieved and completed all the signed domains and reflective notes through my own efforts, and that all signatures are the authentic signatures of the relevant named personnel.

Student Name (please print name): _____

Student Signature: _____

Date: _____

NU2086: STUDENT SELF-ASSESSMENT FORM - END OF YEAR 2

The following is a summary of my self-assessment for NU2086 Integrated Children's and General Nursing Practice. I confirm that all the required elements of my Clinical Practice Placements have been met and signed off as being complete as follows:

Name and Student ID on front cover of Booklet	Yes ___	No ___
Practice Placement details completed	Yes ___	No ___
Preceptor/Associate Preceptor/Assessor Signatures completed	Yes ___	No ___
Student declaration (above) signed	Yes ___	No ___
Student & Preceptor/Associate Preceptor/Assessor signatures/dates for all domains achieved	Yes ___	No ___
Assessment of Practice Interviews completed & ALL signed with dates by student and Preceptors/Associate Preceptors/Assessors.	Yes ___	No ___
Reflective Notes written up with dates and Preceptor/Associate Preceptor/Assessor signatures	Yes ___	No ___
Reflection Time Record Sheet completed & signed	Yes ___	No ___

Professional Behaviour and Standards

Nursing and Midwifery undergraduate programmes prepare students for entry to the professional Register of the Nursing and Midwifery Board of Ireland (NMBI).

The Code of Professional Conduct and Ethics for Registered Nurses and Registered Midwives (2014, pg. 8) states that “every nurse and midwife has a responsibility to uphold the values of the professions to ensure their practice reflects high standards of professional practice and protects the public”. Thus any suspected forgery of a signature or other unprofessional tampering with Competency Assessment Document (CAD) and timesheet entries is deemed to be a very serious issue and will necessitate the invoking of the “Joint Health Service Provider and School of Nursing and Midwifery Disciplinary Procedures for Pre-registration BSc Nursing and BSc Midwifery students”. Under this procedure, if a student is found to have signed/forged another person’s signature, the disciplinary committee will recommend appropriate actions under the auspices of the joint disciplinary procedures. A minimum penalty as follows will apply: **A fail judgement for the clinical practice module will automatically be recorded for anybody who is found to have forged another person’s signature** either while on placement in clinical practice or within their competency assessment documentation.

If a situation exists where a student finds it difficult to access a preceptor or associate preceptor to sign their CAD while on a placement area or within a short time frame of leaving a placement area (**three weeks maximum**) the student is advised to discuss this in the first instance with their Clinical Placement Coordinator or Clinical Nurse/Midwife/ Manager or Associate Preceptor or Link Lecturer. If a difficulty continues to arise the student should make contact with the Practice Module Leader to discuss the matter.

Note: Please refer to the School of Nursing and Midwifery website where further information relating to the BSc Programme can be accessed e.g. specific guidelines relating to professional and clinical matters. It is important that students take the time to familiarise themselves with these matters at the commencement of each academic year. Students must read and be familiar with the Practice Placement Guidelines booklet. <http://www.ucc.ie/en/nursingmidwifery/>

Submission of NU2086 Competency Assessment Document (CAD)

Students must submit their CADs at the agreed submission date(s) (as per grid on the school of nursing and midwifery website). For students who are unable to submit their booklet by the agreed submission date, an **Extension Request Form** (see Appendix 2) must be submitted in advance of the submission date to G.03, School of Nursing and Midwifery. The Extension Request Form must detail the reason for which an extension is required. Failure to complete the above **will** result in the CAD not being processed in time for the relevant examination board. **In addition** to completing the Extension Request Form, if making up time/ paying back time or doing additional time, students **must** consult with the Practice Module Leader to confirm whether or not they must also submit their CAD for review on the specified submission date.

Students must collect their CADs from UCC in a timely manner to ensure that it is available while on clinical placement. Should the relevant sections of the CAD be incomplete, this may impact on your pass and progression. Students must ensure that all elements of the CAD are fully completed. If the CAD is not fully completed students will have only one opportunity to complete it in advance of the **Final Exam Board**.

The clinical module NU2086 (Part B of BSc programme, see Appendix 1) is assessed when the CAD is examined and when evidence of completion of scheduled time is received by the Allocations Office,

School of Nursing and Midwifery, UCC. Students must submit their time-sheets to the allocations office on or before the specific date indicated on the time-sheet.

In relation to the CAD and in adherence with the Practice Placement Guidelines; "Entries made in error should be bracketed and have a single line drawn through them so that the original entry is still legible. Errors should be signed and dated. No attempt should be made to alter or erase the entry made in error. Erasure fluid should never be used. If an enquiry or litigation is initiated, then the record must not be altered in any way either by the addition of further entries or by altering an entry made in error". (Recording Clinical Practice Professional Guidance (NMBI, November 2015, pg. 13). <http://www.nmbi.ie/Standards-Guidance/More-Standards-Guidance/Recording-Clinical-Practice>
The above extract is taken directly from Recording Clinical Practice Professional Guidance (NMBI, November 2015).

LOSS OF CAD: STUDENT RESPONSIBILITIES

The CAD remains the **responsibility** of the student during the completion of the clinical elements of the programme. Once the clinical module has been successfully completed and results ratified at an examination board in year 1, the CAD is maintained on file in the School of Nursing and Midwifery, UCC as a permanent record of student attainment of the clinical elements of the programme.

Students are responsible to ensure that they retain a copy of the relevant sections of their CAD on completion of each placement {photocopy/ scan/PDF}. Thus, in the rare event of a CAD being stolen or lost etc. the student has some evidence of what had been attained up to the time of the loss of the CAD. NOTE: In the event of a CAD being lost or stolen, students should contact their respective Practice Module Leader and Clinical Placement Co-ordinator.

In the event of a CAD being misplaced it is the students' responsibility to compile the evidence of having completed all the relevant competencies etc and present such evidence to the Practice Module Leader by the dates specified in the assignment submission grid.

Evidence of having completed all the clinical module is required for students to PASS the clinical module.

Clinical Time for Extended Leave

If a student has been absent from clinical placement for one calendar year or more they are recommended to undertake one week medical/surgical clinical placement which is extra to NMBI requirements. This placement is to facilitate re-visiting of domains of competence.

Please refer to the NU2086 module descriptor for further requirements for completion of the module.

Guidelines for Completing the National Competency Assessment Document

This guide has been developed to help preceptors, undergraduate nursing students and all other stakeholders involved in competency assessment. Please read and become familiar with the following information. We recommend that it is read in conjunction with the Higher Education Institute (HEI) regulations and guidelines for assessment in practice placement.

Practice placement represents 50% of the undergraduate nursing programme and the development of skills, knowledge, professional behavior and attitudes represents a key component in the undergraduate nursing students' attainment of competence to practice as a Registered Nurse. In keeping with the standards and requirements of the Nursing and Midwifery Board of Ireland (NMBI 2016), the National Competence Assessment Document acts as the record of continuous achievements by the undergraduate nursing student that is NMBI's requirement for registration. It is also a fundamental component for the successful progression through the undergraduate nursing programme.

Domains of Competence for entry to the NMBI Register³

The Nursing and Midwifery Board of Ireland (NMBI) defines competence as *the attainment of knowledge, intellectual capacities, practice skills, integrity and professional and ethical values required for safe, accountable and effective practice as a Registered Nurse* (2016 p.17).

There are six domains of competence that the undergraduate nursing student must reach upon completion of the education programme for entry to the Nursing Register held by the NMBI (2016 p.18-19). These comprise of:

Domain 1: Professional values and conduct of the nurse competences

Knowledge and appreciation on the virtues of caring, compassion, integrity, honesty, respect and empathy as a basis for upholding the professional values of nursing and identity as a nurse.

Domain 2: Nursing practice and clinical decision-making competences

Knowledge and understanding of the principles of delivering safe and effective nursing care through the adoption of a systematic and problem solving approach to developing and delivering a person-centred plan of care based on an explicit partnership with the person and his/her primary carer.

Domain 3: Knowledge and cognitive competences

Knowledge and understanding of the health continuum, life and behavioural sciences and their underlying principles that underpin a competence knowledge base for nursing and healthcare practice.

Domain 4: Communication and interpersonal competences

Knowledge, appreciation and development of empathic communication skills and techniques for effective interpersonal relationships with people and other professionals in healthcare settings.

Domain 5: Management and team competences

Using management and team competences in working for the person's well-being, recovery, independence and safety through recognition of the collaborative partnership between the person, family and multidisciplinary health care team.

³ Adapted from Nurse Registration Programmes Standards and Requirements (NMBI, 2016:17)

Domain 6: Leadership potential and professional scholarship competences

Developing professional scholarship through self-directed learning skills, critical questioning/reasoning skills and decision-making skills in nursing and the foundation for lifelong professional education, maintaining competency and career development.

Assisting Undergraduate Nursing Students to Develop Competence

The purpose of the nursing registration education programme is to ensure that upon successful completion of the programme, the graduate is equipped with the knowledge, understanding, professional attributes and skills necessary to practice as a competent and professional nurse. Undergraduate nursing students vary widely in their life experience on entry to an education programme. They normally develop their confidence and competence to practice as a nurse over the duration of their programme but at different rates of progress.

This depends on their prior knowledge and experience in healthcare, and also the rate at which they begin to apply knowledge and skills and professional values to practice placement as they encounter patients, service users, interdisciplinary colleagues and family members. Students with a documented disability who have chosen to disclose it will be given the necessary support and associated reasonable accommodations in line with local policy.

Situational learning theories such as the cognitive apprenticeship model and the self-efficacy theory provide a suitable educational foundation for clinical teaching and assessment (McSharry, 2012; McSharry and Lathlean, 2017). Nursing students move along a continuum of learning starting with observation. It is essential that they are facilitated to participate in all the activities of the nursing team on the unit in order to feel a sense of belonging and part of the community of practice (McSharry 2012). The Preceptor can employ six teaching techniques to ensure the nursing student moves along this continuum and develops both performance and clinical reasoning and thinking competence (Collins, Brown, & Holum, 1991). The first one is **modelling** where the Preceptor demonstrates the practice to be learned. This is followed by **coaching** which involves delegating and guiding the nursing student's activity and observation of the performance (Collins et al, 1991). The Preceptor provides ongoing appropriate feedback and should try to verbalise their thought processes to the student while participating in practice. This allows the nursing student to gain access to the Preceptors thinking and reasoning and in turn fosters the student's problem solving and clinical reasoning skills (McSharry and Lathlean, 2017). The **scaffolding** technique accesses what level the nursing student is at and plans activities to progress the nursing student along the learning continuum. This teaching strategy is akin to continual assessment.

The aforementioned techniques focus on developing the nursing student's ability to perform in practice: the next three strategies focus on developing the nursing students' thinking skills. The first one is **articulation**. This is where the Preceptor questions the nursing students to elicit their problem solving skills. It involves the preceptor questioning the nursing student on their rationale for care and why they have chosen one action over the other or indeed challenge them with "what if" scenarios to access what action the nursing student may have taken if the practice situation became more complex (Collins *et al*, 1991; McSharry, 2012). **Reflection** in practice is another technique that accesses the nursing students' cognition. The Preceptor at the end of the shift or following a learning opportunity encourages the student's self-reflection by asking them to assess their performance; that is their strengths and weaknesses. Finally, the teaching technique of **exploration** is where the Preceptor encourages the nursing student to set their future learning goals and practice more independently (Collins *et al*, 1991; McSharry, 2012; McSharry and Lathlean, 2017).

It is important that Preceptors have the ability to articulate and dialogue practice, carry out contextual questioning, encouraging nursing student's self-evaluation, provide situational, context specific feedback and be aware of strategies that build the students' self-efficacy and confidence to practice and learn. Nursing students should have the opportunity to reflect on their care delivery in an analytical way within the milieu of practice, in order to identify how they can achieve best practice in line with current professional standards (McSharry, 2012; McSharry and Lathlean, 2017). Nursing students are currently allocated protected reflective time in practice placement to facilitate this learning strategy and this can be facilitated or directed by the Preceptor/Associate Preceptor, Clinical Placement Co-ordinator (CPC); Link Academic Staff (NMBI 2016).

The overarching aim of the programme is to ensure that the graduate acquires the competences for critical analysis, problem-solving, decision-making, collaborative team-working, leadership, professional scholarship, effective interpersonal communication and reflection that are essential to the art and science of nursing. Safe and effective practice requires a sound underpinning of theoretical knowledge that informs practice and is in turn informed by practice. Within a complex and changing healthcare service and population focus, it is essential that Preceptors facilitate nursing students to achieve these outcomes and that practice is informed by the best available evidence. The graduates develop a capacity for Continuing Professional Development (CPD) to maintain competence over a potentially long professional career.

Levels of Competence for National Competency Assessment

Competence is defined as the attainment of knowledge, intellectual capacities, practice skills, integrity and professional and ethical values required for safe, accountable and effective practice as a Registered Nurse. To assist in determining if a nursing student has met the required level of competence, NMBI have detailed performance criteria based on Benner (1984) and Steinaker & Bell (1979) for each domain and relevant indicators which demonstrate if the performance criteria have been met.

(Benner, 1984)
Novice
The nursing student has no/limited experience and understanding of the clinical situation therefore they are taught about the situation in terms of tasks or skills taking cognisance of the theory taught in the classroom. The nursing student is taught rules to help them apply theory to clinical situations and to perform tasks.
Advanced beginner
The nursing student demonstrates acceptable performance based on previous experience gained in real clinical situations.
Competent
A nursing student who has gained experience and therefore can plan actions with a view to achieving efficiency and long term goals. She/he has the ability to manage the complexity of clinical situations.
(Steinaker & Bell, 1979)
Exposure
The nursing student has the opportunity to observe a situation taking cognisance of the learning objectives of the programme and the practice placement.
Participation
The nursing student becomes a participant rather than an observer with the support of the preceptor where learning opportunities are identified in partnership.
Identification
The nursing student takes more responsibility for their own learning and participation and initiates appropriate action and evaluates same.
Internalisation
The nursing student makes informed decisions based on the information available and works as an autonomous practitioner.
Dissemination.
The nursing student uses critical analysis to determine the outcomes of their actions and can give rationale for their action to others.

The level of competence required for each year of the programme

During each practice placement, nursing students have to achieve all domains and all indicators at the stated minimum level. In cases where the level is identified as “and /or” the HEI will have a local policy identifying which level of competency is required. This level may vary according to the practice placement learning opportunities.

In cases where students may not be exposed to a specific learning opportunity to meet a required indicator, the preceptor must contact the CPC and/or Academic Link to put a plan in place to meet the learning outcome of this indicator. For example, the student and preceptor through simulated learning and discussion can achieve the required learning outcomes. Please see **Table 1**.

Table 1: Level of Competence Required for Each Year

Year	Benner	Steinaker & Bell	Level of Supervision
Year 1	Novice	Exposure and/or Participation	Direct Supervision
Year 2	Advanced Beginner	Participation and/or Identification	Close Supervision
Year 3	Advanced Beginner	Participation and/or Identification	Indirect Supervision
Year 4 Supernumerary	Advanced Beginner	Identification	Distant Supervision
Year 4/4.5 Internship	Competent	Internalisation and Dissemination	Distant Supervision

Supervision for Undergraduate Nursing Student⁴

Existing standards for undergraduate nursing education programmes

Supervision requirements of undergraduate nursing students by preceptors throughout the four years/four and a half years of the programme are explicitly defined within the Nurse Registration Programmes Standards and Requirements (NMBI, 2016) document. The Explanation of Terms (page 135) describes indirect and direct supervision within the context of the Scope of Nursing and Midwifery Practice Framework.

Supervision

Supervision is defined by NMBI as “the provision of oversight, direction, guidance or support by a nurse or midwife to nursing students. Supervision may be direct or indirect” (NMBI, 2015). “*Direct supervision means that the supervising nurse or midwife is actually present and works with the nursing student undertaking a delegated role or activity. Indirect supervision implies that the nurse or midwife does not directly observe the nursing student undertaking a delegated role or activity. Both direct and indirect supervision can include oversight, direction, guidance and support and evaluation*” (NMBI, 2015).

Year 1: This level recognises that the undergraduate nursing student is a **novice** to the world of nursing and requires exposure to and participation in all aspects of practice. It is expected that a Registered Nurse will **directly supervise** the nursing student when participating in the care provided to people in the practice setting across the life continuum. **Direct supervision is defined as the Preceptor being present and working continuously with the undergraduate nursing student while providing delegated nursing care to children/ persons/service users.** It is further expected that the nursing student will have a basic understanding of the broad concepts underpinning such care. The undergraduate nursing student may require continuous prompting in the provision of person-centred nursing care, and considerable direction in identifying their learning needs.

Year 2: This level recognises that the undergraduate nursing student is an **advanced beginner** and has had some exposure and participation in the provision of care in the practice environment. The undergraduate nursing student needs both the assistance and **close supervision** of the Registered Nurse while participating in the provision of person-centred nursing. **Close supervision is defined as the presence or close proximity to the undergraduate nursing student while providing delegated nursing care to children/ persons /service users and supports family members.** Frequent prompting may be required to support the nursing student in the provision of person-centred nursing and in the identification of its underpinning evidence. The nursing student begins to identify learning needs through discussion with the Preceptor/Associate Preceptor.

Year 3: At this level, the nursing student is an advanced beginner under the **indirect supervision** of the Registered Nurse. The nursing student can identify the needs of persons and primary carers in practice and begins to adopt a problem solving approach to the provision of safe nursing care. **Indirect supervision is defined as the Preceptor being accessible to the undergraduate nursing student for guidance and support while providing delegated nursing care to children/ persons /service users and supports family members.** The undergraduate nursing student actively participates in the assessment, planning, delivery and evaluation of person

⁴ Chief Education Officer, 14.04.16, Addendum to Standards and Requirements for Nursing Undergraduate Education Programme

-centred nursing and is able to provide a rationale for actions. It may be difficult for the nursing student to prioritise care in particular or complex situations.

Year 4/4.5: At this level the undergraduate nursing student will be expected to competently apply a systematic approach to the provision of person-centred practice to an allocation of patients / service users under the ***distant supervision*** of a Registered Nurse. ***Distant supervision is defined as the undergraduate nursing student providing safe and effective delegated nursing care to children / persons/service users and supporting family members. The undergraduate nursing student accepts responsibility for the provision of delegated care and recognises when the guidance and support of the Preceptor and Registered Nurse is required and seeks such assistance in a timely manner.*** The nursing student must demonstrate evidence-based practice and critical thinking. The nursing student is capable of supporting the person and their primary carers and to work collaboratively with professional colleagues within the clinical environment. The nursing student possesses many attributes including practical and technical skills, communication and interpersonal skills, organisational and managerial skills and the ability to perform as part of the healthcare team, demonstrating a professional attitude, accepting responsibility and being accountable for one's own practice.

National Competency Assessment Document

Each undergraduate nursing student has a National Competency Assessment Document that is shared with the Preceptor/Associate Preceptor throughout the practice experience. This forms the basis of regular discussion of learning needs and also ensures records of achievement are completed regularly.

Each practice placement requires a clinical assessment. A Preceptor who has relevant expertise in assessment must complete the assessment⁵. The assessment should usually involve one assessor (Preceptor) and one nursing student but may include other assessors. Learning experiences must be monitored by a Registered Nurse and the placement's final assessment process must involve a Registered Nurse. Protected time **must be** set aside to complete the assessment ⁶.

Assessment Decision	Criteria
Achieved	The undergraduate nursing student has consistently demonstrated the achievement of all the Domains of Competence as per NMBI and demonstrates safe practice.
Not achieved	The undergraduate nursing student has not consistently demonstrated the achievement of all the Domains of Competence as per NMBI and/or demonstrates unsafe practice.

Assessments should be carried out within the context of practice so that evidence of skills, professional behaviour and knowledge is captured. While facilitating the nursing students' learning using the teaching methods of coaching and articulation the Preceptor/Associate Preceptor will use a combination of assessment methods e.g. questioning and/or direct observation. Questioning allows the Preceptor to assess the nursing students' knowledge, problem solving and clinical reasoning skills while also assessing the nursing student's attitudes such as respect, compassion, care and commitment to the patient. Observation measures the accuracy of practice and demonstration of affective skills such as caring and compassion and level of autonomy.

The fundamental requirement of each Preceptor/Associate Preceptor is to support and facilitate nursing students to understand the specific placement learning outcomes and to meet their learning needs during practice placement. These must be discussed at the preliminary interview to allow students to identify their learning needs and agree with an achievable learning plan.

As a Preceptor/Associate Preceptor, there is an additional requirement not only to support and facilitate the nursing student but also to take part in their assessments of practice. Nursing students undertaking the registration education programme do so under the supervision of a Registered Nurse who has been designated as their Preceptor/Associate Preceptor and under the wider supervision and direction of a team of Registered Nurses within each practice setting. In some cases, an undergraduate nursing student will require additional guidance and support to achieve aspects of their practice which have been identified to them as not meeting the required standard. In some cases, a Learning Support Plan will be developed and the nursing student will avail of the

⁵ Adapted from Nurse Registration Programmes Standards and Requirements (NMBI, 2016:124)

⁶ Adapted from Nurse Registration Programmes Standards and Requirements (NMBI, 2016:126)

support of the CPC. The support of the CPC is required to ensure that the nursing student clearly understands what is required to achieve. Initially, a Learning Support Plan, consistent with the local policy will be devised and implemented in a timely manner.

The Preceptor/Associate Preceptor/ Supervisor should facilitate the undergraduate nursing student to achieve the appropriate level of competence. Comments should be written by the nursing students and the Preceptor/Associate Preceptor/ Supervisor at every stage of the assessment process, preliminary, mid-point and final interview. If the Preceptor/Associate Preceptor/ Supervisor is concerned that the nursing student may not be able to achieve the required level of competence during or by the end of the practice placement, the CPC and Link Academic Staff are informed as per local policy.

In some practice placements, certain learning opportunities may not be available to achieve a particular competency indicator. In this situation, the competency indicator must be achieved using appropriate alternative learning opportunities, for example, practice placement discussion, clinical skills simulations and/or review of policies, protocols, procedures and guidelines (PPPGs). If this is the case the Preceptor should consult with the CPC and/or Link Academic Staff.

Guidance for Completion of the National Competence Assessment Document

Nursing Student Responsibilities

The nursing student must take advantage of every opportunity to engage with the Preceptor/Associate Preceptor/ Supervisor and to avail of the learning opportunities. In addition, the nursing student is responsible for the completion and submission of the National Competence Assessment Document as per HEI policy.

The nursing student is required to demonstrate the following:

- Familiarise themselves with the local HEI and Health Care Providers policies, protocols, procedures and guidelines (PPPGs) relevant to undertaking practice placement.
- Familiarise themselves with practice placement learning outcomes.
- Follow the local HEI attendance policies and processes.
- Regularly seek feedback from the Preceptor/Associate Preceptor/ Supervisor to help make a realistic self - assessment of the experience and achievement.
- Make the National Competence Assessment Document available to the Preceptor/Associate Preceptors/ Supervisor, CNM, and CPC's upon request.
- the National Competence Assessment Document to the designated School/Department office of the HEI by the required submission date. As with all work submitted, it is the nursing students responsibility to keep a copy of all work submitted.

Preceptors/Associate Preceptors Responsibilities

The Preceptors/Associate Preceptors provide guidance and support to the nursing student while on practice placement. The Preceptor / Associate Preceptor should be supported by the CPC and/or Link Academic Staff regarding the nursing students competencies while on practice placement.

The Preceptor is required to:

- Be a Registered practitioner with the NMBI.
- Have experience in the area of clinical practice.
- Have completed a teaching and assessing course approved by NMBI and updates in line with local policy.
- Maintain undergraduate nursing students' supernumerary status.
- Ensure the student is orientated to the practice placement area and practice placement learning outcomes on the first day of placement.
- Agree on specific practice placement learning outcomes at the preliminary interview. This must occur within the first two days of placement.
- Supervise, organise, coordinate and evaluate appropriate nursing student learning activities in the practice placement area and provide feedback as required.
- Provide learning opportunities that will fulfil the requirements of the six domains of competence.

- Conduct preliminary, mid-placement (where applicable) and final interviews.
- Guide reflective practice with undergraduate nursing students.
- Ensure the implementation of protected time for reflective practice every week.
- Ask questions to determine the nursing student's ability to link theory to practice towards the provision of safe and effective evidence-based care, using the six domains of competence for Entry to the Register.
- Provide evidence of the nursing student's achievement or the lack of achievement as required by the HEI.
- Provide nursing students, if required, with additional learning supports in a timely manner, in line with HEI policy.
- Ensure that the National Competence Assessment Document is completed in line with the HEI policy.

Clinical Placement Coordinator Responsibilities

The CPC provides guidance, support, facilitation and monitoring of practice-based learning of undergraduate nursing students during their practice placement. The CPC ensures that all the requirements of the education programme are met by the practice placement in accordance with local policy.

The CPC is required to:

- Regularly liaise with the Preceptor/Associate Preceptors to discuss the progress of nursing students
- Provide support and guidance to the Preceptor/Associate Preceptor to ensure that students have the opportunity to achieve the required learning outcomes and competencies
- Provide support and guidance to the nursing student to ensure that they have the opportunity to achieve the required learning outcomes and competencies of the practice placement.
- Ensure that the nursing student has been assigned a Preceptor / Associate Preceptor / Supervisor, in line with NMBI requirements and standards⁷
- Liaise with Link Academic Staff, as required, in line with HEI policies and procedures.

Supervisors on non-nurse-led practice placements are required to:

- Provide learning opportunities to the nursing student in line with specific practice placement learning outcomes.
- Supervise the nursing students and indicate when specific learning outcomes have been achieved or not achieved.
- The CPC / Link Academic staff / Practitioner registered with NMBI is responsible for the final assessment of the student in consultation with the supervisor.

⁷ Adapted from Nurse Registration Programmes Standards and Requirements (NMBI, 2016:124 - 3.2.6.6)

Support Role: Link Lecturer

The link lecturer is a member of academic staff, who maintains a link and liaises with identified practice areas. While the link lecturer will not routinely visit students on placement, the link lecturer role is integral to the overall provision of practice placement experiences for students undertaking the BSc Programme.

Specific Roles and Responsibilities:

To link to named clinical placement areas. Access to link lecturers/ placement information for each clinical placement area are identified on the integrated 'ARC Web' system on the SoNM website. This system provides web-based access to the central allocations record system. It provides the student with all their past, current, and planned placements on an individual basis. The student will also be able to view their record of absenteeism and made-up time to date.

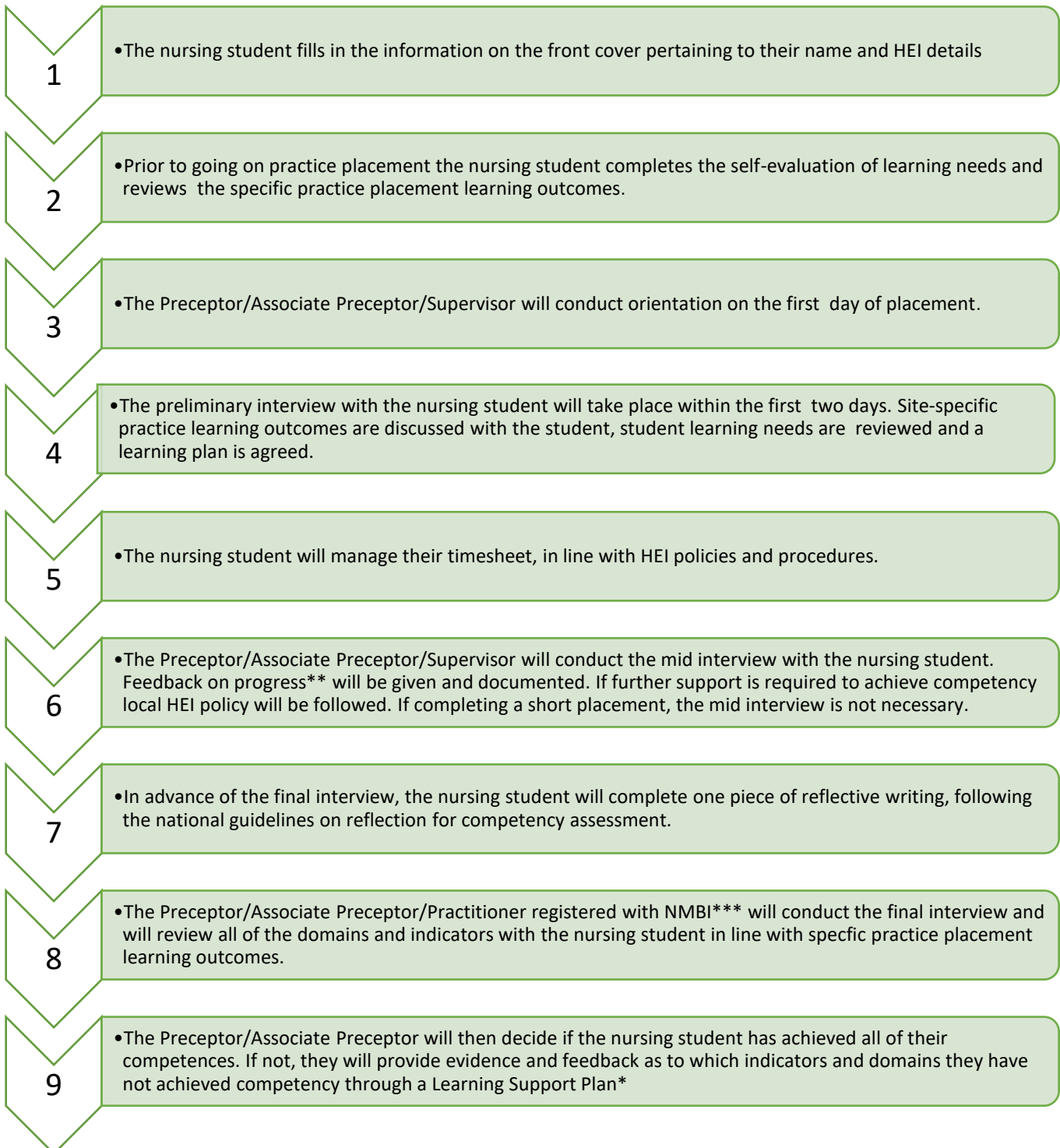
Please Note: Each student receives an automated email generated through ARC from his or her allocated link lecturer prior to commencing placement. Contact details for the link lecturer are included in this email and students are encouraged to contact their link lecturer as required. All students are aware that their link lecturers are available to them.

- To act as a resource for students, preceptors and Clinical Placement Co-ordinators (CPC) attached to linked placement area, particularly in using Clinical Assessment Documents.
- To be available by telephone or email to address clinical learning queries specific to students in their allocated placement area.
- To meet with students to review their progress in achieving clinical learning competencies and to support their learning in practice as required.
- To attend additional meetings with students and relevant clinical staff in the event of learning issues arising for example, additional support required for a student; processing a supportive learning plan and follow up.
- To liaise with clinical colleagues in the facilitation and completion of clinical learning environment audits.

Competency Assessment Process

For each year of the programme, there is a National Competence Assessment Document(s) to be completed during practice placements. Within each document, there are a number of indicators related to the six domains of practice that must be achieved. Students will be required to demonstrate skills, undertake activities, discuss and answer questions, prepare written notes, present case studies or undertake reflection on situations encountered. Knowledge, skills and competence will be developed through interactions with persons, service users, nursing colleagues and members of the multidisciplinary team. Certain indicators may be met through simulation either in a practice setting or in a clinical skills laboratory as part of theoretical and practical studies.

Guidelines for completing the NMBI National Competence Assessment Document flowchart



*A learning support plan should be implemented in conjunction with a CPC and/or Link Academic Staff in a timely manner to support student learning.

** Progress notes can be made at any time during placement, in line with HEI policy and procedures.

***Only in short practice placement where the Supervisor is not a Registered Nurse. The Practitioner registered with NMBI **must** consult with the Supervisor before conducting the final interview.

Prior to Practice Placement

Prior to practice placement, the nursing student is required to familiarise themselves with the HEI practice placement/Competence Assessment policy and all other HEI policies that relate to practice placement such as reasonable accommodations policy; attendance policy etc. In advance of the preliminary interview, the nursing student must complete their self-evaluation of learning needs and expectations in line with practice placement learning outcomes and identify their learning needs for the placement.

All nursing students will be supervised and assessed primarily by a Preceptor / Associate Preceptor. The Preceptor/Associate Preceptor can discuss the student's progress with other Registered Nurses within the practice placement. Only a Registered Nurse who has completed teaching and assessing programme recognised by the NMBI can sign off the National Competence Assessment Document.

Preliminary Interview

In both short practice placement (less than four weeks) and longer practice placement (four weeks or more), the student will complete an orientation to the practice placement on the first day. Within the **first two days of commencing placement**, the student will undertake a preliminary interview with the Preceptor/ Associate Preceptor/ Supervisor. At this interview, the student will review their identified learning needs and discuss learning opportunities available in that setting. The student and preceptor will review the practice placement learning outcomes to identify the student's learning needs and learning opportunities necessary to achieve the domains of competencies and/ or indicators.

Mid Interview (where applicable)

The mid interview provides the student and the Preceptor/Associate Preceptor with an opportunity to review the student's achievements to date and for him/her to provide feedback on what areas of practice need further development and to identify priorities and opportunities.

It is important that at this mid-point interview, that a note of the student's learning needs and progress is completed and agreed by the Preceptor/Associate Preceptor. The student should inform and discuss with the Preceptor/Associate Preceptor and/or CPC if they are experiencing difficulties in gaining the necessary experience to achieve the competences agreed.

At the mid interview, the Preceptor may identify that the student is not achieving the agreed learning for this stage of the practice placement. This should be discussed with the CPC and Preceptor/Associate Preceptor/ Academic Link Staff in line with local policy. In this case, additional supports will be provided by the HEI and Associated Healthcare Provider to assist the student to meet the outcomes specified in line with local policy.

Final Interview

The final interview allows for a review and a record of the overall learning during the practice placement. Students must fulfil all the requirements of the six domains and/ or indicators to achieve competence in the practice placement. Where competence is not achieved, it is important that clear feedback is given and recorded as to how the student can improve their learning. Precise areas for improvement in practice will be identified. This should be discussed with the CPC and Preceptor/Associate Preceptor/ Supervisor/ Academic Link Staff in line with local policy. Undergraduate Nursing Students who do not achieve the relevant level of competence in a particular aspect of their practice are afforded further opportunities to achieve their requirements through a period of additional practice placement in line with HEI local policy.

Reflective Practice

Reflection is a process of knowledge acquisition originating in practice and best suited to solving complex practice-based problems (Schön, 1987). Reflection is about reviewing experience from practice so that it may be described, analysed, evaluated and consequently used to inform and change future practice in a positive way (Bulman, 2008). It involves opening one's practice for others to examine, and consequently requires courage and open mindedness, as well as a willingness to take on board, and act on, criticism. Ultimately and importantly, reflection in nursing is connected with professional motivation to move on and do better within practice in order to learn from experience and critically examine 'Self' (Bulman, et al., 2012).

Gibbs model of reflective practice is used in the National Competency Assessment Document to guide nursing students on the process of reflection. Reflection must relate to situations encountered by the nursing students in their practice placement whereby learning is of value to the enhancement of professional nursing practice. Particular situations may include a positive experience where something went well or a negative experience where the nursing student needs to think and reflect about what has happened and how to deal with the situation effectively if it occurs again in the future. Following each part of Gibbs reflective cycle, the nursing student must integrate learning from the experience with theory to further inform their professional practice in the practice placement setting. Reflection provides the opportunity to enhance clinical reasoning while having a positive impact on patient care (Caldwell & Grobbel, 2013).

The Code of Professional Conduct and Ethics for Registered Nurses and Registered Midwives encourages the use of reflective practice in the development of understanding for professional responsibilities in caring for a patient in a safe, ethical and effective way (NMBI, 2014). Being safe, effective and ethical is being mindful of doing what is right and good. It is being aware of the consequences of one's decision and action on the other. To realise effective healthcare practice the practitioner must necessarily develop ethical competence (Johns, 2013). Ethical practice requires ethical or moral courage. It demands constant reflection and awareness of one's own practice and the effect it can have on others and the importance of advocating for what is needed to make the moral community strong (Canadian Nurses Association, 2010).

The nursing student who engages in reflection as part of their learning can create an objective view of their progress and see what is going well and what needs to be developed further. Regular or daily reflection helps after an event such as carrying out a clinical procedure, engaging with patients/staff, critical incidents or just a difficult day. Clinical learning is also enhanced when nursing students are empowered to reflect on their experiences of the practice placement setting.

As a nursing student, it is not enough to only engage in reflection after the experience has occurred, known as reflection-on-action. Reflective practitioners must also develop the ability to reflect-in-action which will allow them to solve problems more effectively when facing uncertainty and novel situations (Stoner & Cennamo, 2018).

Reflection-on-action is the retrospective analysis and interpretation of practice in order to uncover the knowledge used and accompanying feelings within a particular situation. It occurs after the event and therefore contributes to the continuing development of skills, knowledge and practice.

Reflection – in – action is the process whereby the nursing student recognises a new situation or problem and thinks about it while still acting. The nursing student is able to select and remix responses from previous experience, when deciding how to solve a problem in practice.

Protected Time for Reflection

In order to guide a nursing student, Preceptors / Supervisors, CPCs and Link Academic Staff must have a sound knowledge of reflective practice, its concept, its foundational theories, influences and values (Parish & Crookes, 2014) to be able to support and facilitate nursing students to develop effective reflective practice. All the key people involved in the clinical learning environment should devise innovative and effective ways to maximise the opportunity for nursing students to reflect on and learn from their clinical experience and that specific periods of protected time **must** be identified for reflection during supernumerary and internship placements (Nurse Education Forum, 2000). NMBI (Nurse Registration Programmes Standards and Requirements, 2016) requires a minimum of 4 hours of reflective time per week.

Guidelines for Reflective Writing

As part of the nursing student's competency assessment, he/she is required to complete ONE piece of reflective writing per placement regardless of duration. The purpose of the reflective writing is to demonstrate learning. The reflective writing is to provide one source of evidence relevant to the learning that has been achieved and must be linked to the practice placement learning outcomes in a particular domain. The nursing student should follow the template provided in the competence assessment document

The Nursing Student, Preceptor/CPC/Link Academic Staff must ensure that the content of the reflective writing piece is anonymized. **(Patient, Person, Service User, or staff are not identified in the reflective writing piece).**

ABBREVIATION OF TERMS

HEI – Higher Education Institution
CPC – Clinical Placement Coordinator
CNM – Clinical Nurse Manager
NMBI – Nursing and Midwifery Board of Ireland
AHCP – Associated Health Care Providers
PPPGs - Policies, Protocols, Procedures and Guidelines

GLOSSARY OF TERMS

Associate Health Care Providers

Hospitals and services that provide practice placement for nursing students.

Assessment of Clinical Practice

The key concepts associated with clinical assessment are that assessment must judge the nursing student's abilities in clinical practice include an opportunity for self-assessment and make explicit the expected outcomes and criteria and include feedback (NMBI, 2016).

Applicant

Applicant refers to an individual who applies to NMBI to have his/her name entered in the relevant Division of the Register as maintained by the Board.

Assessment

Assessment involves determining the extent to which an individual reaches the desired level of competence in skill, knowledge, understanding or attitudes in relation to a specific goal.

Assessment measures the integration and application of theory to client care learned throughout the programme and requires the candidate nurse to demonstrate proficiency within practice through the achievement of learning outcomes.

Candidate

A candidate means a person pursuing a training course leading to entry to a division of the register and whose name has been entered on the Candidate Register.

Candidate Register

The Board shall establish and maintain a Register of Candidates admitted for training on which the name of every such candidate shall be entered.

Clinical Placement Coordinator

Drennan (2002) defined the CPC as “an experienced nurse who provides dedicated support to nursing students in a variety of clinical settings.” The primary functions of the role include guidance, support, facilitation and monitoring of learning and competence attainment among undergraduate nursing students through reflective practice.

Competence

The attainment of knowledge, intellectual capacities, practice skills, integrity and professional and ethical values required for safe, accountable and effective practice as a Registered Nurse. Competence relates to the individual nurse's scope of practice with a division of the register, is maintained through continuing professional development. The nurse may need to upskill, update or adapt competence if she/he works in a different practice setting or with a different profile of services use (NMBI, 2016).

Competences

The development of competence for a specified discipline represents the goal of an education programme; competences are specified in a manner that renders them assessable and develop incrementally throughout a programme of study. “Competences represent a dynamic combination of cognitive and meta-cognitive knowledge, intellectual and practical skills and ethical values” (Nursing Subject Area Group (SAG) of the Tuning Project, 2011).

Competence framework

A complete collection of competencies and their indicators that are central to and set the standards of effective performance for a particular client group (Nursing and Midwifery Council, 2010).

Domains of Competence

These are defined as broad categories that represent the functions of the Registered Nurse in contemporary practice.

Indicators

Statements of the behaviour that would be observed when effective performance of a competence is demonstrated.

Knowledge

The cognitive representation of ideas, events of happenings. It can be derived from practical or professional experience as well as from formal instruction or study. It can comprise description, memory, understanding, thinking, analysis, synthesis, debate and research.

Learning Support

When an undergraduate nursing student requires additional guidance and support to achieve the agreed practice placement learning outcomes, a Supportive Learning Plan will be put in place in line with HEI policy and procedures and in a timely manner.

Learning Outcomes

Defined as “statements of what a learner is expected to know, understand and be able to demonstrate after completion of learner experience and are the expression in terms of the level of competence to be obtained by the learner” (Nursing Subject Area Group (SAG) of the Tuning Project, 2011). Site specific learning outcomes are required for each practice placement.

Practitioner registered with NMBI

Is any registered nurse or midwife who has completed the prescribed education preparation programme recognised by NMBI leading to registration, demonstrates competence to practice and is registered on the active register of nurses and midwives maintained by NMBI.

Preceptor/Associate Preceptor

A Preceptor/Associate Preceptor is a Registered Nurse. They are responsible for orientating, supervising and assessing the candidate nurse. The role involved facilitating learning opportunities and assessing the competence of the candidate nurse on a continuing basis throughout the period of supervised practice. The Preceptor/Associate Preceptor is an experienced Registered Nurse who acts as a role model and resource person for the Candidate Nurse assigned to him/her.

Primary Carer

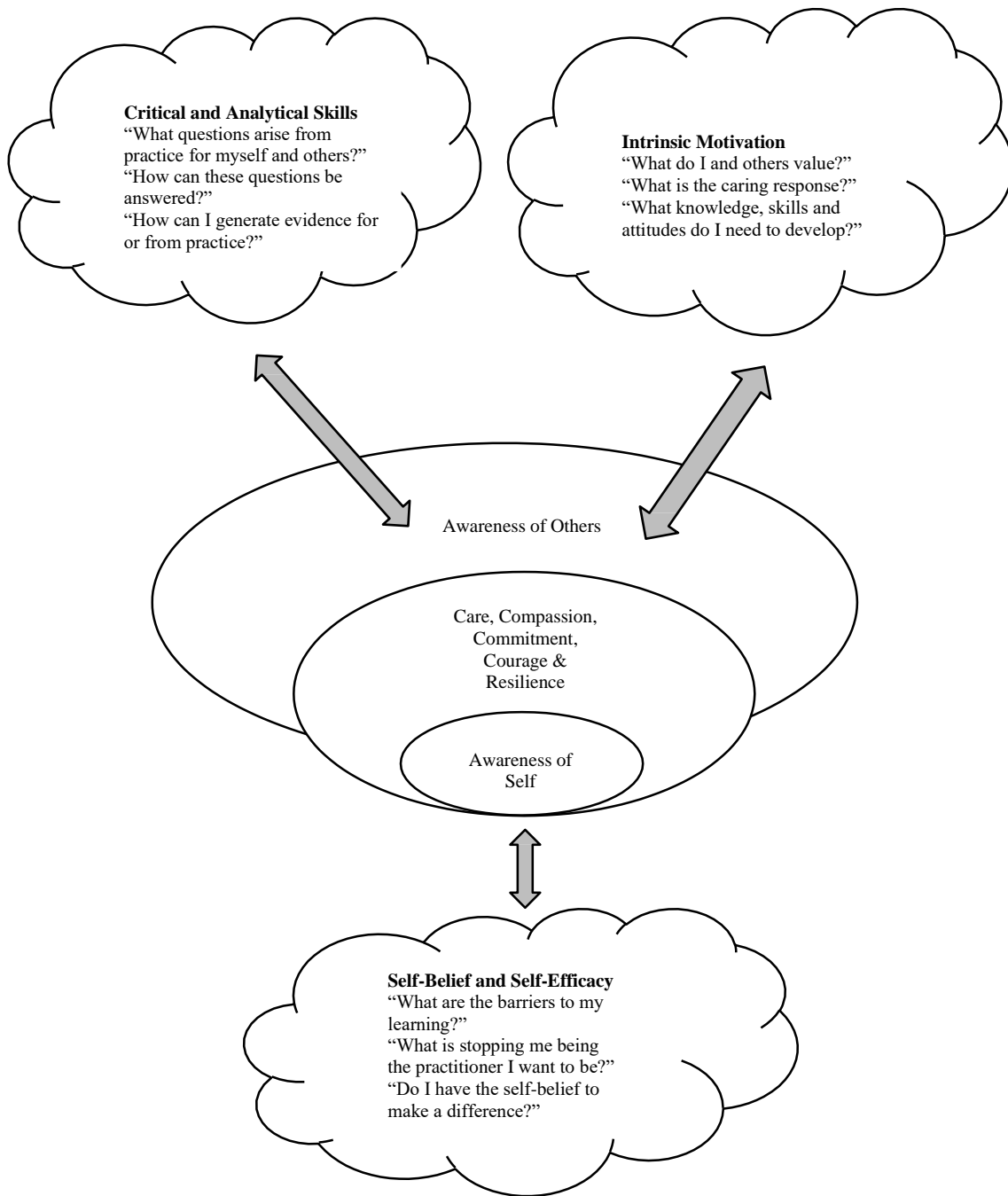
Someone who is providing an ongoing significant level of care to a person who is in need of care in the home due to illness or disability or frailty (HSE, 2016).

Supervisor

The supervisor is a member of the multidisciplinary team, health and social care or education professionals registered with another regulatory body.

SELF-EVALUATION OF LEARNING NEEDS AND EXPECTATIONS

A Guide to help you with your Self-Evaluation



(McLean, 2012) Values for Nurses and Midwives in Ireland (NMBI, 2016) With thanks to the Faculty of Health Sciences of the University of Southampton for allowing use of some of their principles outlined in their assessment of practice document for adult nursing students.

REFERENCES

- Benner, P. (1984). *From Novice to Expert, Excellence and Power in Clinical Nursing Practice*. California: Addison-Wesley Publishing Company.
- Bulman, C. (2008). An Introduction to Reflection. In C. Bulman, & S. Schultz (Eds.), *Reflective Practice in Nursing, The Growth of the Professional Practitioner*. Oxford: Blackwell Scientific Publications.
- Bulman, C., Lathlean, J., & Gobbi, M. (2012). The Concept of Reflection in Nursing: Qualitative Findings on Student and Teacher Perspectives. *Nurse Education today*, 32(5), 8-13.
- Caldwell, L., & Grobbel, C. (2013). The Importance of Reflective Practice in Nursing. *International Journal of Caring Science*, 6(3), 319-326.
- Canadian Nurses Association. (2010). Ethics, Relationships and Practice in Quality Environments. *Ethics in Practice for Registered Nurses*, 1-16.
- Collins, A., Brown, J., & Holum, A. (1991). Cognitive apprenticeship: Making thinking visible. . *American Educator: The Professional Journal of the American Federation of Teachers*, 15(3), 6-11, 38-46.
- Drennan, J. (2002). An Evaluation of The Role of the Clinical Placement Co-ordinator in Student Nurse Support in the Clinical Area. *Journal of Advanced Nursing*, 40(4), 475-483.
- Johns, C. (2013). *Becoming a Reflective Practitioner* (4th ed.). Oxford: Wiley - Blackwell.
- Lehane, E., Agreli, H., O'Connor, S., Hegarty, J., Leahy-Warren, P., Bennet, D., Blake, C., Burke, F., Corrigan, M., Drennan, J., Hayes, M., Heffernan, E., Horgan, F., Lynch, H., McVeigh, J., Müller, N., O'Keeffe, E., O'Tuathaigh, C., Sahm, L. and Savage, E. (2018). Development of a Competency Framework for Clinical Effectiveness Education in Ireland. Report prepared for Clinical Effectiveness Unit, National Patient Safety Office, Department of Health, Ireland.
- McLean, C. (2012). The Yellow Brick Road: A Values Based Curriculum Model. *Nurse Education in Practice*, 12(1), 159-163.
- McSharry, E. (2012). An Exploration of Clinical Teaching and Learning within a Preceptorship Model in and Acute Care Hospital in the Republic of Ireland. The Open University.
- McSharry, E. L. (2017). Clinical teaching and learning within a preceptorship model in an acute care hospital in Ireland; a qualitative study.
- McSharry, E. L. (2017). Clinical teaching and learning within a preceptorship model in an acute care hospital in Ireland; a qualitative study. *Nurse Education Today*.
<https://doi.org/10.1016/j.nedt.2017.01.007>.
- NMBI. (2014). *The Code of Professional Conduct for Registered Nurses and Registered Midwives*. Dublin.

- NMBI. (2015). *Scope of Nursing and Midwifery Practice Framework*. Dublin.
- NMBI. (2016). *Nurse Registration Programmes Standards and Requirements* (4th ed.). Dublin.
- Nurse Education Forum. (2000). *A Strategy for a Pre-Registration Nursing Education Degree Programme/report of the Nursing Education Forum*. Dublin: Nurse Education Forum.
- Nursing and Midwifery Council. (2010). *Standards for Pre-Registration Nursing Education*. London.
- Nursing Subject Area Group (SAG) of the Tuning Project. (2011). *Tuning Educational Structures in Europe: Reference Points for the Design and Delivery of Degree Programmes in Europe*. Bilbao: Deusto University Press.
- Parish, D., & Crookes, k. (2014). Designing and Implementing Reflective Practice Programmes - Key Principles and Consideration. *Nurse Education in Practice*, 14, 265.
- Schön, D. (1987). *Educating the Reflective Practitioner*. San Francisco: Jossey-Bass.
- Steinaker, N., & Bell, M. (1979). *The Experiential Taxonomy: A New Approach to Teaching and Learning*. London: Academic Press.
- Steinaker, N., & Bell, M. (1979). *The Experiential Taxonomy: A New Approach to Teaching and Learning*. London: Academic Press.
- Stoner, A., & Cennamo, K. (2018). *Enhancing Reflection within Situated Learning Incorporating Mindfulness as an Instructional Strategy*. Switzerland: Springer Nature

**BSc Nursing (Integrated Children's and General)
Practice Placement Year Two
(3 weeks or less)**

General Placements

**NMBI National Competence Assessment Document – YEAR TWO
Signature Bank**

**PRECEPTORS /ASSOCIATE PRECEPTORS/
REGISTERED NURSES/ PRACTITIONERS REGISTERED
WITH NMBI/ SUPERVISORS
SIGNATURE SHEET**

All Preceptors/Associate Preceptors/Registered Nurses/ Practitioners Registered with NMBI/ Supervisors signing nursing student documentation should insert their details below, as indicated.

Name of Preceptor/Associate Preceptor/Registered nurse/ Practitioner Registered with NMBI/ Supervisor (PRINT NAME)	Signature	Initials	Practice Placement Area

Adapted from Nurse Registration Programmes Standards and Requirements (NMBI,2016:124 – 3.2.6.6) .

NMBI National Competence Assessment Document – YEAR TWO
Practice Placement Details

This is a sample attendance record and will be operationalised in each HEI in accordance with local policy and procedures.

Name of practice placement	
Number of weeks in this practice placement	
Type of practice placement	
Name of the health service provider	
Phone number of placement	
Name of CNM	
Name of Preceptor / Supervisor	
Name of Associate Preceptor/ Supervisor	
Name of CPC	

National Competence Assessment Document – YEAR TWO
Self-Evaluation

**PRACTICE PLACEMENT: SELF-EVALUATION OF LEARNING NEEDS
AND EXPECTATIONS**

This section is to be completed by the nursing student prior to practice placement, incorporating theory and clinical skills learning to date. The learning plan for practice placement is agreed with Preceptor/Associate Preceptor/Supervisor in accordance with the practice placement learning outcomes. See Appendix 1 in Guidelines for the National Competence Assessment Document.

The previous applicable experiences that I bring with me to this practice placement are ...

The learning outcomes and opportunities that I hope to achieve during this practice placement are ...

Any concerns that I have about this practice placement are ...

The relevant theoretical and practical learning that I bring to this practice placement are ...

NMBI National Competence Assessment Document – YEAR TWO
Competence Assessment Interviews
PRACTICE PLACEMENT: PRELIMINARY INTERVIEW
(Must be completed within the first 2 days)

Name of Preceptor/Associate Preceptor/ Supervisor			
To be completed by the Nursing Student:			
Learning needs identified by the nursing student (refer to practice placement learning outcomes)			
To be completed by the Preceptor/Associate Preceptor/ Supervisor :			
Learning plan agreed with Preceptor/Associate Preceptor/ Supervisor for practice placement (in accordance with the practice placement learning outcomes)			
Orientation to placement and Practice placement learning outcomes		Date:	
Nursing student signature		Date:	
Preceptor/Associate Preceptor/ Supervisor signature		Date:	
Proposed date for final interview			

If the nursing student requires additional learning supports, these must be introduced in a timely manner, as per local HEI policy and procedures.

**NMBI National Competence Assessment Document – YEAR TWO
Competence Assessment Interviews (Reflection)**

**REFLECTIVE PRACTICE: NURSING STUDENT REFLECTION USING GIBBS
MODEL OF REFLECTION (1988)**

As part of the nursing student’s competence assessment, the nursing student is required to complete ONE piece of reflective writing per practice placement regardless of the duration of the placement. The purpose of reflective writing is to demonstrate learning. The reflective writing is to provide one source of evidence relevant to the learning that has been achieved and must be linked to the practice placement learning outcomes in a particular domain. The nursing student should follow the template provided in the national competence assessment document. The nursing student, Preceptor/ CPC/ Link Academic Staff / Supervisor must ensure that **Children, Persons, Service Users or Staff are not identifiable in the reflective writing piece.** Reflection must relate to situations encountered by the nursing student in this practice placement.

Description – What happened?

Feelings – What were you thinking and feeling?

Evaluation – What was good and bad about the experience?

Analysis – What sense can you make of the situation?

Conclusion – What else could you have done?

Action plan – If it arose again, what would you do?

Nursing student signature

Date:

Preceptor/Associate Preceptor/
Practitioner registered with NMBI
/ Supervisor signature

Date:

BSc. Nursing Students
Reflection Time Record Sheet

During clinical placements each student is expected to complete **5 hours** of reflective time per week, to augment their learning. This can be spent outside the practice placement area. This is a record of how the student spent this time. Include an account of any of the following: Reflection/Self-Directed Study/Directed Learning/Problem Solving Activities

Note: only one row to be used per week of placement to account for the 5 hours spent on reflective time per week.

Date	Activity Theme/Reflection Topic	Student Signature	Total Hours

**NMBI National Competence Assessment Document – YEAR TWO
Competence Assessment Interviews**

PRACTICE PLACEMENT: PROGRESS NOTES
(Performing at Year 2 Level of Competence)

These are sample progress notes and will be operationalised in each HEI in accordance with local policy and procedures.

Preceptor/Associate Preceptor/ Supervisor can use this space to write any progress notes they may have on nursing student’s development of competencies			
Signature		Date	
Signature		Date	
Signature		Date	
Signature		Date	

NMBI National Competence Assessment Document – YEAR TWO

Six Domains of Competence

NMBI have determined that to practice safely and effectively as a Registered Nurse, a nursing student must demonstrate competence in the following Six Domains of Competence:

1. Professional Values and Conduct of the Nurse Competences
2. Nursing Practice and Clinical Decision Making Competences
3. Knowledge and Cognitive Competences
4. Communication and Interpersonal Competences
5. Management and Team Competences
6. Leadership Potential and Professional Scholarship Competences

Competence is defined as the attainment of knowledge, intellectual capacities, practice skills, integrity and professional and ethical values required for safe, accountable and effective practice as a Registered Nurse. To assist in determining if a nursing student has met the required level of competence, NMBI has detailed performance criteria for each domain and relevant indicators which demonstrate if the performance criteria have been met.

Year 2: This level recognises that the undergraduate nursing student is an advanced beginner and has exposure and/or participation in the provision of care in the practice environment. The undergraduate nursing student needs both the assistance and *close supervision* of the Registered Nurse/ Practitioner Registered with NMBI/ Supervisor while participating in the provision of person-centred nursing. *Close supervision is defined as the presence or close proximity to the undergraduate nursing student while providing delegated nursing care to children/service users/persons and supports family members.* Frequent prompting may be required to support the nursing student in the provision of person-centred nursing and in the identification of its underpinning evidence. The nursing student begins to identify learning needs through discussion with the Preceptor/Associate Preceptor/Supervisor.

In Year 2, at the end of each practice placement, nursing students have to achieve all domains at participation and/or identification level in line with local HEI policy and procedures.

Advanced Beginner
The nursing student demonstrates acceptable performance based on previous experience gained in real clinical situations.
Participation
The nursing student becomes a participant rather than an observer with the support of the Preceptor/Supervisor where learning opportunities are identified in partnership.
Identification
The nursing student takes more responsibility for their own learning and participation and initiates appropriate action and evaluates the same.

NMBI National Competence Assessment Document – YEAR TWO: Six Domains of Competence

(Where the Supervisor is not a Registered Nurse, a Registered Nurse must sign this assessment following a consultation with the Supervisor)

YEAR 2: Advanced Beginner	Not Achieved Sign/Date	Achieved Sign/Date P*	Achieved Sign/Date I**
<p><u>Domain 1: Professional values and conduct of the nurse competence</u> Knowledge and appreciation of the virtues of caring, compassion, integrity, honesty, respect and empathy as a basis for upholding the professional values of nursing and identity as a nurse.</p>			
<p><u>Domain 2: Nursing practice and clinical decision making competence</u> Knowledge and understanding of the principles of delivering safe and effective nursing care through the adoption of a systematic and problem-solving approach to developing and delivering a person-centred plan of care based on an explicit partnership with the person and their primary carer.</p>			
<p><u>Domain 3: Knowledge and cognitive competence</u> Knowledge and understanding of the health continuum, life and behavioural sciences, and their underlying principles that underpin a competence knowledge base for nursing and healthcare practice.</p>			
<p><u>Domain 4: Communication and interpersonal competence</u> Knowledge, appreciation and development of empathic communication skills and techniques for effective interpersonal relationships with people and other professionals in healthcare settings.</p>			
<p><u>Domain 5: Management and team competence</u> Using management and team competencies in working for the person’s wellbeing, recovery, independence and safety through the recognition of the collaborative partnership between the person, family and multidisciplinary healthcare team.</p>			
<p><u>Domain 6: Leadership potential and professional scholarship competence</u> Developing professional scholarship through self-directed learning skills, critical questioning/reasoning skills and decision-making skills in nursing and the foundation for lifelong professional education, maintaining competence and career development.</p>			

PRACTICE PLACEMENT: FINAL INTERVIEW

To be completed by the nursing student:

Nursing student’s review of progress during practice placement (refer to original practice placement learning outcomes and nursing student reflection)

To be completed by the Preceptor/ Associate Preceptor/ Supervisor:

Preceptor/Associate Preceptor/ Supervisor review of nursing student’s progress during practice placement (refer to original practice placement learning outcomes and nursing student reflection)

Competence achieved (Please Circle as Appropriate)

Yes		No*	
Preceptor/Associate Preceptor/ Practitioner registered with NMBI signature**			
Nursing student signature			
Date			

***If no, please indicate the domains which were not achieved. Contact the CPC in line with local HEI policies and procedures.**

****Where the Supervisor is not a Registered Nurse, a Registered Nurse must sign this assessment following consultation with the Supervisor.**

**NMBI National Competence Assessment Document – YEAR TWO
Competence Assessment Interviews**

Domains that were not achieved by the Nursing Student in this Practice Placement

Preceptor/ Associate Preceptor/ Practitioner registered with NMBI / Supervisor signature		Date:	
Nursing student signature		Date:	
CPC/ HEI signature		Date:	

Additional Supportive Interview

Student's view of his/her progress	
Preceptor's concern about student's progress	
Decisions reached	
Student signature	Date
Preceptor signature	Date
Review Date:	
Comment:	
Student signature	Date
Preceptor signature	Date

SUPPORTIVE LEARNING PLAN FOR PRACTICE PLACEMENT

Student Name: _____ **Intake Year:** _____
I.D Number: _____
Practice Placement Area: _____
Practice Placement Dates: From _____ **To** _____
Preceptor/Associate Preceptor Name & Grade: _____
Date _____ **Time** _____

List all persons present:

Description of specific concern/s as described by Student and Preceptor
(Link specific concerns with the Domains).

Agreed Goals
(Suggested and recommended methods to facilitate achievement of Domains)

Continue on next page

Evaluation of agreed goals

Student Signature: _____

Preceptor Signature: _____

Link Lecturer: _____

Clinical Placement Coordinator: _____

Clinical Nurse Manager: _____

Review Date Agreed: _____

Date of Review Meeting: _____

Evaluation of agreed goals in the event of an open SLP

Student Signature: _____

Preceptor Signature: _____

Link Lecturer: _____

Clinical Placement Coordinator: _____

Clinical Nurse Manager: _____

**BSc Nursing (Integrated Children's and General)
Practice Placement Year Two
(3 weeks or less)**

General Placements

**NMBI National Competence Assessment Document – YEAR TWO
Signature Bank**

**PRECEPTORS /ASSOCIATE PRECEPTORS /
REGISTERED NURSES /PRACTITIONERS REGISTERED
WITH NMBI/ SUPERVISORS SIGNATURE SHEET**

All Preceptors/Associate Preceptors/Registered Nurses/ Practitioners Registered with NMBI/ Supervisors signing nursing student documentation should insert their details below, as indicated.

Name of Preceptor/Associate Preceptor/Registered Nurse / Practitioner Registered with NMBI/ Supervisor (PRINT NAME)	Signature	Initials	Practice Placement Area

Adapted from Nurse Registration Programmes Standards and Requirements (NMBI, 2016: 124 – 3.2.6.6).

NMBI National Competence Assessment Document – YEAR TWO
Practice Placement Details

This is a sample attendance record and will be operationalised in each HEI in accordance with local policy and procedures.

Name of practice placement	
Number of weeks in this practice placement	
Type of practice placement	
Name of the health service provider	
Phone number of placement	
Name of CNM	
Name of Preceptor / Supervisor	
Name of Associate Preceptor/ Supervisor	
Name of CPC	

National Competence Assessment Document – YEAR TWO
Self-Evaluation

**PRACTICE PLACEMENT: SELF-EVALUATION OF LEARNING NEEDS
AND EXPECTATIONS**

This section is to be completed by the nursing student prior to practice placement, incorporating theory and clinical skills learning to date. The learning plan for practice placement is agreed with Preceptor/Associate Preceptor/Supervisor in accordance with the practice placement learning outcomes. See Appendix 1 in Guidelines for the National Competence Assessment Document.

The previous applicable experiences that I bring with me to this practice placement are ...

The learning outcomes and opportunities that I hope to achieve during this practice placement are ...

Any concerns that I have about this practice placement are ...

The relevant theoretical and practical learning that I bring to this practice placement are ...

NMBI National Competence Assessment Document – YEAR TWO
Competence Assessment Interviews
PRACTICE PLACEMENT: PRELIMINARY INTERVIEW
(Must be completed within the first 2 days)

Name of Preceptor/Associate Preceptor/ Supervisor			
To be completed by the Nursing Student:			
Learning needs identified by the nursing student (refer to practice placement learning outcomes)			
To be completed by the Preceptor/Associate Preceptor/ Supervisor :			
Learning plan agreed with Preceptor/Associate Preceptor/ Supervisor for practice placement (in accordance with the practice placement learning outcomes)			
Orientation to placement and Practice placement learning outcomes		Date:	
Nursing student signature		Date:	
Preceptor/Associate Preceptor/ Supervisor signature		Date:	
Proposed date for final interview			

If the nursing student requires additional learning supports, these must be introduced in a timely manner, as per local HEI policy and procedures.

**NMBI National Competence Assessment Document – YEAR TWO
Competence Assessment Interviews (Reflection)**

**REFLECTIVE PRACTICE: NURSING STUDENT REFLECTION USING GIBBS
MODEL OF REFLECTION (1988)**

As part of the nursing student’s competence assessment, the nursing student is required to complete ONE piece of reflective writing per practice placement regardless of the duration of the placement. The purpose of reflective writing is to demonstrate learning. The reflective writing is to provide one source of evidence relevant to the learning that has been achieved and must be linked to the practice placement learning outcomes in a particular domain. The nursing student should follow the template provided in the national competence assessment document. The nursing student, Preceptor/ CPC/ Link Academic Staff / Supervisor must ensure that **Children, Persons, Service Users or Staff are not identifiable in the reflective writing piece.** Reflection must relate to situations encountered by the nursing student in this practice placement.

Description – What happened?

Feelings – What were you thinking and feeling?

Evaluation – What was good and bad about the experience?

Analysis – What sense can you make of the situation?

Conclusion – What else could you have done?

Action plan – If it arose again, what would you do?

Nursing student signature

Date:

Preceptor/Associate Preceptor/
Practitioner registered with NMBI
/ Supervisor signature

Date:

BSc. Nursing Students
Reflection Time Record Sheet

During clinical placements each student is expected to complete **5 hours** of reflective time per week, to augment their learning. This can be spent outside the practice placement area. This is a record of how the student spent this time. Include an account of any of the following: Reflection/Self-Directed Study/Directed Learning/Problem Solving Activities

Note: only one row to be used per week of placement to account for the 5 hours spent on reflective time per week.

Date	Activity Theme/Reflection Topic	Student Signature	Total Hours

**NMBI National Competence Assessment Document – YEAR TWO
Competence Assessment Interviews**

PRACTICE PLACEMENT: PROGRESS NOTES
(Performing at Year 2 Level of Competence)

These are sample progress notes and will be operationalised in each HEI in accordance with local policy and procedures.

Preceptor/Associate Preceptor/ Supervisor can use this space to write any progress notes they may have on nursing student's development of competencies			
Signature		Date	
Signature		Date	
Signature		Date	
Signature		Date	

NMBI National Competence Assessment Document – YEAR TWO Six Domains of Competence

NMBI have determined that to practice safely and effectively as a Registered Nurse, a nursing student must demonstrate competence in the following Six Domains of Competence:

1. Professional Values and Conduct of the Nurse Competences
2. Nursing Practice and Clinical Decision Making Competences
3. Knowledge and Cognitive Competences
4. Communication and Interpersonal Competences
5. Management and Team Competences
6. Leadership Potential and Professional Scholarship Competences

Competence is defined as the attainment of knowledge, intellectual capacities, practice skills, integrity and professional and ethical values required for safe, accountable and effective practice as a Registered Nurse. To assist in determining if a nursing student has met the required level of competence, NMBI has detailed performance criteria for each domain and relevant indicators which demonstrate if the performance criteria have been met.

Year 2: This level recognises that the undergraduate nursing student is an advanced beginner and has exposure and/or participation in the provision of care in the practice environment. The undergraduate nursing student needs both the assistance and *close supervision* of the Registered Nurse/ Practitioner Registered with NMBI/ Supervisor while participating in the provision of person-centred nursing. *Close supervision is defined as the presence or close proximity to the undergraduate nursing student while providing delegated nursing care to children/service users/persons and supports family members.* Frequent prompting may be required to support the nursing student in the provision of person-centred nursing and in the identification of its underpinning evidence. The nursing student begins to identify learning needs through discussion with the Preceptor/Associate Preceptor/Supervisor.

In Year 2, at the end of each practice placement, nursing students have to achieve all domains at participation and/or identification level in line with local HEI policy and procedures.

Advanced Beginner
The nursing student demonstrates acceptable performance based on previous experience gained in real clinical situations.

Participation
The nursing student becomes a participant rather than an observer with the support of the Preceptor/Supervisor where learning opportunities are identified in partnership.

Identification
The nursing student takes more responsibility for their own learning and participation and initiates appropriate action and evaluates the same.

NMBI National Competence Assessment Document – YEAR TWO: Six Domains of Competence

(Where the Supervisor is not a Registered Nurse, a Registered Nurse must sign this assessment following a consultation with the Supervisor)

YEAR 2: Advanced Beginner	Not Achieved Sign/Date	Achieved Sign/Date P*	Achieved Sign/Date I**
<p><u>Domain 1: Professional values and conduct of the nurse competence</u> Knowledge and appreciation of the virtues of caring, compassion, integrity, honesty, respect and empathy as a basis for upholding the professional values of nursing and identity as a nurse.</p>			
<p><u>Domain 2: Nursing practice and clinical decision making competence</u> Knowledge and understanding of the principles of delivering safe and effective nursing care through the adoption of a systematic and problem-solving approach to developing and delivering a person-centred plan of care based on an explicit partnership with the person and their primary carer.</p>			
<p><u>Domain 3: Knowledge and cognitive competence</u> Knowledge and understanding of the health continuum, life and behavioural sciences, and their underlying principles that underpin a competence knowledge base for nursing and healthcare practice.</p>			
<p><u>Domain 4: Communication and interpersonal competence</u> Knowledge, appreciation and development of empathic communication skills and techniques for effective interpersonal relationships with people and other professionals in healthcare settings.</p>			
<p><u>Domain 5: Management and team competence</u> Using management and team competencies in working for the person’s wellbeing, recovery, independence and safety through the recognition of the collaborative partnership between the person, family and multidisciplinary healthcare team.</p>			
<p><u>Domain 6: Leadership potential and professional scholarship competence</u> Developing professional scholarship through self-directed learning skills, critical questioning/reasoning skills and decision-making skills in nursing and the foundation for lifelong professional education, maintaining competence and career development.</p>			

PRACTICE PLACEMENT: FINAL INTERVIEW

To be completed by the nursing student:

Nursing student's review of progress during practice placement (refer to original practice placement learning outcomes and nursing student reflection)

To be completed by the Preceptor/ Associate Preceptor/ Supervisor : Preceptor/Associate Preceptor/ Supervisor review of nursing student's progress during practice placement (refer to original practice placement learning outcomes and nursing student reflection)

Competence achieved (Please Circle as Appropriate)

Yes	No*
Preceptor/Associate Preceptor/ Practitioner registered with NMBI signature**	
Nursing student signature	
Date	

***If no, please indicate the domains which were not achieved. Contact the CPC in line with local HEI policies and procedures.**

**** Where the Supervisor is not a Registered Nurse, a Registered Nurse must sign this assessment following consultation with the Supervisor.**

**NMBI National Competence Assessment Document – YEAR TWO
Competence Assessment Interviews**

Domains that were not achieved by the Nursing Student in this Practice Placement

Preceptor/ Associate Preceptor/ Practitioner registered with NMBI / Supervisor signature		Date:	
Nursing student signature		Date:	
CPC/ HEI signature		Date:	

Additional Supportive Interview

Student's view of his/her progress	
Preceptor's concern about student's progress	
Decisions reached	
Student signature	Date
Preceptor signature	Date
Review Date:	
Comment:	
Student signature	Date
Preceptor signature	Date

SUPPORTIVE LEARNING PLAN FOR PRACTICE PLACEMENT

Student Name: _____ **Intake Year:** _____

I.D Number: _____

Practice Placement Area: _____

Practice Placement Dates: From _____ **To** _____

Preceptor/Associate Preceptor Name & Grade: _____

Date _____ **Time** _____

List all persons present:

Description of specific concern/s as described by Student and Preceptor

(Link specific concerns with the Domains).

Agreed Goals

(Suggested and recommended methods to facilitate achievement of Domains)

Continue on next page

Evaluation of agreed goals

Student Signature: _____

Preceptor Signature: _____

Link Lecturer: _____

Clinical Placement Coordinator: _____

Clinical Nurse Manager: _____

Review Date Agreed: _____

Date of Review Meeting: _____

Evaluation of agreed goals in the event of an open SLP

Student Signature: _____

Preceptor Signature: _____

Link Lecturer: _____

Clinical Placement Coordinator: _____

Clinical Nurse Manager: _____

**BSc Nursing (Integrated Children's and General)
Practice Placement Year Two
(3 weeks or less)**

General Placements

NMBI National Competence Assessment Document – YEAR TWO
Practice Placement Details

This is a sample attendance record and will be operationalised in each HEI in accordance with local policy and procedures.

Name of practice placement	
Number of weeks in this practice placement	
Type of practice placement	
Name of the health service provider	
Phone number of placement	
Name of CNM	
Name of Preceptor/ Supervisor	
Name of Associate Preceptor/ Supervisor	
Name of CPC	

National Competence Assessment Document – YEAR TWO
Self-Evaluation

**PRACTICE PLACEMENT: SELF-EVALUATION OF LEARNING NEEDS
AND EXPECTATIONS**

This section is to be completed by the nursing student prior to practice placement, incorporating theory and clinical skills learning to date. The learning plan for practice placement is agreed with Preceptor/Associate Preceptor/Supervisor in accordance with the practice placement learning outcomes. See Appendix 1 in Guidelines for the National Competence Assessment Document.

The previous applicable experiences that I bring with me to this practice placement are ...

The learning outcomes and opportunities that I hope to achieve during this practice placement are ...

Any concerns that I have about this practice placement are ...

The relevant theoretical and practical learning that I bring to this practice placement are ...

NMBI National Competence Assessment Document – YEAR TWO
Competence Assessment Interviews
PRACTICE PLACEMENT: PRELIMINARY INTERVIEW
(Must be completed within the first 2 days)

Name of Preceptor/Associate Preceptor/ Supervisor			
To be completed by the Nursing Student:			
Learning needs identified by the nursing student (refer to practice placement learning outcomes)			
To be completed by the Preceptor/Associate Preceptor/ Supervisor :			
Learning plan agreed with Preceptor/Associate Preceptor/ Supervisor for practice placement (in accordance with the practice placement learning outcomes)			
Orientation to placement and Practice placement learning outcomes		Date:	
Nursing student signature		Date:	
Preceptor/Associate Preceptor/ Supervisor signature		Date:	
Proposed date for final interview			

If the nursing student requires additional learning supports, these must be introduced in a timely manner, as per local HEI policy and procedures.

**NMBI National Competence Assessment Document – YEAR TWO
Competence Assessment Interviews (Reflection)**

**REFLECTIVE PRACTICE: NURSING STUDENT REFLECTION USING GIBBS
MODEL OF REFLECTION (1988)**

As part of the nursing student’s competence assessment, the nursing student is required to complete ONE piece of reflective writing per practice placement regardless of the duration of the placement. The purpose of reflective writing is to demonstrate learning. The reflective writing is to provide one source of evidence relevant to the learning that has been achieved and must be linked to the practice placement learning outcomes in a particular domain. The nursing student should follow the template provided in the national competence assessment document. The nursing student, Preceptor/ CPC/ Link Academic Staff / Supervisor must ensure that **Children, Persons, Service Users or Staff are not identifiable in the reflective writing piece.** Reflection must relate to situations encountered by the nursing student in this practice placement.

Description – What happened?

Feelings – What were you thinking and feeling?

Evaluation – What was good and bad about the experience?

Analysis – What sense can you make of the situation?

Conclusion – What else could you have done?

Action plan – If it arose again, what would you do?

Nursing student signature

Date:

Preceptor/Associate Preceptor/
Practitioner registered with NMBI
Supervisor signature

Date:

BSc. Nursing Students
Reflection Time Record Sheet

During clinical placements each student is expected to complete **5 hours** of reflective time per week, to augment their learning. This can be spent outside the practice placement area. This is a record of how the student spent this time. Include an account of any of the following: Reflection/Self-Directed Study/Directed Learning/Problem Solving Activities

Note: only one row to be used per week of placement to account for the 5 hours spent on reflective time per week.

Date	Activity Theme/Reflection Topic	Student Signature	Total Hours

**NMBI National Competence Assessment Document – YEAR TWO
Competence Assessment Interviews**

PRACTICE PLACEMENT: PROGRESS NOTES
(Performing at Year 2 Level of Competence)

These are sample progress notes and will be operationalised in each HEI in accordance with local policy and procedures.

Preceptor/Associate Preceptor/ Supervisor can use this space to write any progress notes they may have on nursing student's development of competencies			
Signature		Date	
Signature		Date	
Signature		Date	
Signature		Date	

NMBI National Competence Assessment Document – YEAR TWO

Six Domains of Competence

NMBI have determined that to practice safely and effectively as a Registered Nurse, a nursing student must demonstrate competence in the following Six Domains of Competence:

1. Professional Values and Conduct of the Nurse Competences
2. Nursing Practice and Clinical Decision Making Competences
3. Knowledge and Cognitive Competences
4. Communication and Interpersonal Competences
5. Management and Team Competences
6. Leadership Potential and Professional Scholarship Competences

Competence is defined as the attainment of knowledge, intellectual capacities, practice skills, integrity and professional and ethical values required for safe, accountable and effective practice as a Registered Nurse. To assist in determining if a nursing student has met the required level of competence, NMBI has detailed performance criteria for each domain and relevant indicators which demonstrate if the performance criteria have been met.

Year 2: This level recognises that the undergraduate nursing student is an advanced beginner and has exposure and/or participation in the provision of care in the practice environment. The undergraduate nursing student needs both the assistance and *close supervision* of the Registered Nurse/ Practitioner Registered with NMBI/ Supervisor while participating in the provision of person-centred nursing. *Close supervision is defined as the presence or close proximity to the undergraduate nursing student while providing delegated nursing care to children/service users/persons and supports family members.* Frequent prompting may be required to support the nursing student in the provision of person-centred nursing and in the identification of its underpinning evidence. The nursing student begins to identify learning needs through discussion with the Preceptor/Associate Preceptor/Supervisor.

In Year 2, at the end of each practice placement, nursing students have to achieve all domains at participation and/or identification level in line with local HEI policy and procedures.

Advanced Beginner
The nursing student demonstrates acceptable performance based on previous experience gained in real clinical situations.

Participation
The nursing student becomes a participant rather than an observer with the support of the Preceptor/Supervisor where learning opportunities are identified in partnership.

Identification
The nursing student takes more responsibility for their own learning and participation and initiates appropriate action and evaluates the same.

NMBI National Competence Assessment Document – YEAR TWO: Six Domains of Competence

(Where the Supervisor is not a Registered Nurse, a Registered Nurse must sign this assessment following a consultation with the Supervisor)

YEAR 2: Advanced Beginner	Not Achieved Sign/Date	Achieved Sign/Date P*	Achieved Sign/Date I**
<p><u>Domain 1: Professional values and conduct of the nurse competence</u> Knowledge and appreciation of the virtues of caring, compassion, integrity, honesty, respect and empathy as a basis for upholding the professional values of nursing and identity as a nurse.</p>			
<p><u>Domain 2: Nursing practice and clinical decision making competence</u> Knowledge and understanding of the principles of delivering safe and effective nursing care through the adoption of a systematic and problem-solving approach to developing and delivering a person-centred plan of care based on an explicit partnership with the person and their primary carer.</p>			
<p><u>Domain 3: Knowledge and cognitive competence</u> Knowledge and understanding of the health continuum, life and behavioural sciences, and their underlying principles that underpin a competence knowledge base for nursing and healthcare practice.</p>			
<p><u>Domain 4: Communication and interpersonal competence</u> Knowledge, appreciation and development of empathic communication skills and techniques for effective interpersonal relationships with people and other professionals in healthcare settings.</p>			
<p><u>Domain 5: Management and team competence</u> Using management and team competencies in working for the person’s wellbeing, recovery, independence and safety through the recognition of the collaborative partnership between the person, family and multidisciplinary healthcare team.</p>			
<p><u>Domain 6: Leadership potential and professional scholarship competence</u> Developing professional scholarship through self-directed learning skills, critical questioning/reasoning skills and decision-making skills in nursing and the foundation for lifelong professional education, maintaining competence and career development.</p>			

PRACTICE PLACEMENT: FINAL INTERVIEW

To be completed by the nursing student:

Nursing student’s review of progress during practice placement (refer to original practice placement learning outcomes and nursing student reflection)

To be completed by the Preceptor/ Associate Preceptor/ Supervisor : Preceptor/Associate Preceptor/ Supervisor review of nursing student’s progress during practice placement (refer to original practice placement learning outcomes and nursing student reflection)

Competence achieved (Please Circle as Appropriate)

Yes		No*	
Preceptor/Associate Preceptor/ Practitioner registered with NMBI signature**			
Nursing student signature			
Date			

***If no, please indicate the domains which were not achieved. Contact the CPC in line with local HEI policies and procedures.**

**** Where the Supervisor is not a Registered Nurse, a Registered Nurse must sign this assessment following consultation with the Supervisor**

**NMBI National Competence Assessment Document – YEAR TWO
Competence Assessment Interviews**

Domains that were not achieved by the Nursing Student in this Practice Placement

Preceptor/ Associate Preceptor/ Practitioner registered with NMBI / Supervisor signature		Date:	
Nursing student signature		Date:	
CPC/ HEI signature		Date:	

Additional Supportive Interview

Student's view of his/her progress	
Preceptor's concern about student's progress	
Decisions reached	
Student signature	Date
Preceptor signature	Date
Review Date:	
Comment:	
Student signature	Date
Preceptor signature	Date

SUPPORTIVE LEARNING PLAN FOR PRACTICE PLACEMENT

Student Name: _____ **Intake Year:** _____

I.D Number: _____

Practice Placement Area: _____

Practice Placement Dates: From _____ **To** _____

Preceptor/Associate Preceptor Name & Grade: _____

Date _____ **Time** _____

List all persons present:

Description of specific concern/s as described by Student and Preceptor

(Link specific concerns with the Domains).

Agreed Goals

(Suggested and recommended methods to facilitate achievement of Domains)

Continue on next page

Evaluation of agreed goals

Student Signature: _____

Preceptor Signature: _____

Link Lecturer: _____

Clinical Placement Coordinator: _____

Clinical Nurse Manager: _____

Review Date Agreed: _____

Date of Review Meeting: _____

Evaluation of agreed goals in the event of an open SLP

Student Signature: _____

Preceptor Signature: _____

Link Lecturer: _____

Clinical Placement Coordinator: _____

Clinical Nurse Manager: _____

**BSc Nursing (Integrated Children's and General)
Practice Placement Year Two
(3 weeks or less)**

Children's Placements

**NMBI National Competence Assessment Document – YEAR TWO
Practice Placement Details**

This is a sample attendance record and will be operationalised in each HEI in accordance with local policy and procedures.

Name of practice placement	
Number of weeks in this practice placement	
Type of practice placement	
Name of the health service provider	
Phone number of placement	
Name of CNM	
Name of Preceptor/ Supervisor	
Name of Associate Preceptor / Supervisor	
Name of CPC	

National Competence Assessment Document – YEAR TWO
Self-Evaluation

**PRACTICE PLACEMENT: SELF-EVALUATION OF LEARNING NEEDS
AND EXPECTATIONS**

This section is to be completed by the nursing student prior to practice placement, incorporating theory and clinical skills learning to date. The learning plan for practice placement is agreed with Preceptor/Associate Preceptor/Supervisor in accordance with the practice placement learning outcomes. See Appendix 1 in Guidelines for the National Competence Assessment Document.

The previous applicable experiences that I bring with me to this practice placement are ...

The learning outcomes and opportunities that I hope to achieve during this practice placement are ...

Any concerns that I have about this practice placement are ...

The relevant theoretical and practical learning that I bring to this practice placement are ...

NMBI National Competence Assessment Document – YEAR TWO
Competence Assessment Interviews
PRACTICE PLACEMENT: PRELIMINARY INTERVIEW
(Must be completed within the first 2 days)

Name of Preceptor/Associate Preceptor/ Supervisor			
To be completed by the Nursing Student:			
Learning needs identified by the nursing student (refer to practice placement learning outcomes)			
To be completed by the Preceptor/Associate Preceptor/ Supervisor :			
Learning plan agreed with Preceptor/Associate Preceptor/ Supervisor for practice placement (in accordance with the practice placement learning outcomes)			
Orientation to placement and Practice placement learning outcomes		Date:	
Nursing student signature		Date:	
Preceptor/Associate Preceptor/ Supervisor signature		Date:	
Proposed date for final interview			

If the nursing student requires additional learning supports, these must be introduced in a timely manner, as per local HEI policy and procedures.

**NMBI National Competence Assessment Document – YEAR TWO
Competence Assessment Interviews (Reflection)**

**REFLECTIVE PRACTICE: NURSING STUDENT REFLECTION USING GIBBS
MODEL OF REFLECTION (1988)**

As part of the nursing student’s competence assessment, the nursing student is required to complete ONE piece of reflective writing per practice placement regardless of the duration of the placement. The purpose of reflective writing is to demonstrate learning. The reflective writing is to provide one source of evidence relevant to the learning that has been achieved and must be linked to the practice placement learning outcomes in a particular domain. The nursing student should follow the template provided in the national competence assessment document. The nursing student, Preceptor/ CPC/ Link Academic Staff / Supervisor must ensure that **Children, Persons, Service Users or Staff are not identifiable in the reflective writing piece.** Reflection must relate to situations encountered by the nursing student in this practice placement.

Description – What happened?

Feelings – What were you thinking and feeling?

Evaluation – What was good and bad about the experience?

Analysis – What sense can you make of the situation?

Conclusion – What else could you have done?

Action plan – If it arose again, what would you do?

Nursing student signature

Date:

Preceptor/Associate Preceptor/
Practitioner registered with
NMBI/ Supervisor signature

Date:

BSc. Nursing Students
Reflection Time Record Sheet

During clinical placements each student is expected to complete **5 hours** of reflective time per week, to augment their learning. This can be spent outside the practice placement area. This is a record of how the student spent this time. Include an account of any of the following: Reflection/Self-Directed Study/Directed Learning/Problem Solving Activities

Note: only one row to be used per week of placement to account for the 5 hours spent on reflective time per week.

Date	Activity Theme/Reflection Topic	Student Signature	Total Hours

**NMBI National Competence Assessment Document – YEAR TWO
Competence Assessment Interviews**

PRACTICE PLACEMENT: PROGRESS NOTES
(Performing at Year 2 Level of Competence)

These are sample progress notes and will be operationalised in each HEI in accordance with local policy and procedures.

Preceptor/Associate Preceptor/ Supervisor can use this space to write any progress notes they may have on nursing student's development of competencies			
Signature		Date	
Signature		Date	
Signature		Date	
Signature		Date	

NMBI National Competence Assessment Document – YEAR TWO

Six Domains of Competence

NMBI have determined that to practice safely and effectively as a Registered Nurse, a nursing student must demonstrate competence in the following Six Domains of Competence:

1. Professional Values and Conduct of the Nurse Competences
2. Nursing Practice and Clinical Decision Making Competences
3. Knowledge and Cognitive Competences
4. Communication and Interpersonal Competences
5. Management and Team Competences
6. Leadership Potential and Professional Scholarship Competences

Competence is defined as the attainment of knowledge, intellectual capacities, practice skills, integrity and professional and ethical values required for safe, accountable and effective practice as a Registered Nurse. To assist in determining if a nursing student has met the required level of competence, NMBI has detailed performance criteria for each domain and relevant indicators which demonstrate if the performance criteria have been met.

Year 2: This level recognises that the undergraduate nursing student is an advanced beginner and has exposure and/or participation in the provision of care in the practice environment. The undergraduate nursing student needs both the assistance and *close supervision* of the Registered Nurse/ Practitioner Registered with NMBI/ Supervisor while participating in the provision of person-centred nursing. *Close supervision is defined as the presence or close proximity to the undergraduate nursing student while providing delegated nursing care to children/service users/persons and supports family members.* Frequent prompting may be required to support the nursing student in the provision of person-centred nursing and in the identification of its underpinning evidence. The nursing student begins to identify learning needs through discussion with the Preceptor/Associate Preceptor/Supervisor.

In Year 2, at the end of each practice placement, nursing students have to achieve all domains at participation and/or identification level in line with local HEI policy and procedures.

Advanced Beginner
The nursing student demonstrates acceptable performance based on previous experience gained in real clinical situations.

Participation
The nursing student becomes a participant rather than an observer with the support of the Preceptor/Supervisor where learning opportunities are identified in partnership.

Identification
The nursing student takes more responsibility for their own learning and participation and initiates appropriate action and evaluates the same.

NMBI National Competence Assessment Document – YEAR TWO: Six Domains of Competence

(Where the Supervisor is not a Registered Nurse, a Registered Nurse must sign this assessment following a consultation with the Supervisor)

YEAR 2: Advanced Beginner	Not Achieved Sign/Date	Achieved Sign/Date P*	Sign/Date I**
<p><u>Domain 1: Professional values and conduct of the nurse competence</u> Knowledge and appreciation of the virtues of caring, compassion, integrity, honesty, respect and empathy as a basis for upholding the professional values of nursing and identity as a nurse.</p>			
<p><u>Domain 2: Nursing practice and clinical decision making competence</u> Knowledge and understanding of the principles of delivering safe and effective nursing care through the adoption of a systematic and problem-solving approach to developing and delivering a person-centred plan of care based on an explicit partnership with the child or young person and their primary carer.</p>			
<p><u>Domain 3: Knowledge and cognitive competence</u> Knowledge and understanding of the health continuum, life and behavioural sciences, and their underlying principles that underpin a competence knowledge base for nursing and healthcare practice.</p>			
<p><u>Domain 4: Communication and interpersonal competence</u> Knowledge, appreciation and development of empathic communication skills and techniques for effective interpersonal relationships with people and other professionals in healthcare settings.</p>			
<p><u>Domain 5: Management and team competence</u> Using management and team competencies in working for the child or young person’s wellbeing, recovery, independence and safety through the recognition of the collaborative partnership between the child or young person , family and multidisciplinary healthcare team.</p>			
<p><u>Domain 6: Leadership potential and professional scholarship competence</u> Developing professional scholarship through self-directed learning skills, critical questioning/reasoning skills and decision-making skills in nursing and the foundation for lifelong professional education, maintaining competence and career development.</p>			

PRACTICE PLACEMENT: FINAL INTERVIEW

To be completed by the nursing student:

Nursing student’s review of progress during practice placement (refer to original practice placement learning outcomes and nursing student reflection)

To be completed by the Preceptor/ Associate Preceptor/ Supervisor : Preceptor/Associate Preceptor/ Supervisor review of nursing student’s progress during practice placement (refer to original practice placement learning outcomes and nursing student reflection)

Competence achieved (Please Circle as Appropriate)

Yes		No*	
Preceptor/Associate Preceptor/ Practitioner registered with NMBI signature**			
Nursing student signature			
Date			

***If no, please indicate the domains which were not achieved. Contact the CPC in line with local HEI policies and procedures.**

**** Where the Supervisor is not a Registered Nurse, a Registered Nurse must sign this assessment following consultation with the Supervisor.**

**NMBI National Competence Assessment Document – YEAR TWO
Competence Assessment Interviews**

Domains that were not achieved by the Nursing Student in this Practice Placement

Preceptor/ Associate Preceptor/ Practitioner registered with NMBI / Supervisor signature		Date:	
Nursing student signature		Date:	
CPC/ HEI signature		Date:	

Additional Supportive Interview

Student's view of his/her progress	
Preceptor's concern about student's progress	
Decisions reached	
Student signature	Date
Preceptor signature	Date
Review Date:	
Comment:	
Student signature	Date
Preceptor signature	Date

SUPPORTIVE LEARNING PLAN FOR PRACTICE PLACEMENT

Student Name: _____ **Intake Year:** _____

I.D Number: _____

Practice Placement Area: _____

Practice Placement Dates: From _____ **To** _____

Preceptor/Associate Preceptor Name & Grade: _____

Date _____ **Time** _____

List all persons present:

Description of specific concern/s as described by Student and Preceptor

(Link specific concerns with the Domains).

Agreed Goals

(Suggested and recommended methods to facilitate achievement of Domains)

Continue on next page

Evaluation of agreed goals

Student Signature: _____

Preceptor Signature: _____

Link Lecturer: _____

Clinical Placement Coordinator: _____

Clinical Nurse Manager: _____

Review Date Agreed: _____

Date of Review Meeting: _____

Evaluation of agreed goals in the event of an open SLP

Student Signature: _____

Preceptor Signature: _____

Link Lecturer: _____

Clinical Placement Coordinator: _____

Clinical Nurse Manager: _____

**BSc Nursing (Integrated Children's and General)
Practice Placement Year Two
(3 weeks or less)**

Children's Placements

**NMBI National Competence Assessment Document – YEAR TWO
Signature Bank**

**PRECEPTORS /ASSOCIATE PRECEPTORS
/REGISTERED NURSES /PRACTITIONERS REGISTERED
WITH NMBI/ SUPERVISOR SIGNATURE SHEET**

All Preceptors/Associate Preceptors/Registered Nurses/ Practitioners Registered with NMBI / Supervisors signing nursing student documentation should insert their details below, as indicated.

Name of Preceptor/Associate Preceptor/Registered Nurses. Practitioner Registered with NMBI/ Supervisors (PRINT NAME)	Signature	Initials	Practice Placement Area

Adapted from Nurse Registration Programmes Standards and Requirements (NMBI, 2016 : 124 – 3.2.6.6).

NMBI National Competence Assessment Document – YEAR TWO
Practice Placement Details

This is a sample attendance record and will be operationalised in each HEI in accordance with local policy and procedures.

Name of practice placement	
Number of weeks in this practice placement	
Type of practice placement	
Name of the health service provider	
Phone number of placement	
Name of CNM	
Name of Preceptor / Supervisor	
Name of Associate Preceptor / Supervisor	
Name of CPC	

National Competence Assessment Document – YEAR TWO
Self-Evaluation

**PRACTICE PLACEMENT: SELF-EVALUATION OF LEARNING NEEDS
AND EXPECTATIONS**

This section is to be completed by the nursing student prior to practice placement, incorporating theory and clinical skills learning to date. The learning plan for practice placement is agreed with Preceptor/Associate Preceptor/Supervisor in accordance with the practice placement learning outcomes. See Appendix 1 in Guidelines for the National Competence Assessment Document.

The previous applicable experiences that I bring with me to this practice placement are ...

The learning outcomes and opportunities that I hope to achieve during this practice placement are ...

Any concerns that I have about this practice placement are ...

The relevant theoretical and practical learning that I bring to this practice placement are ...

NMBI National Competence Assessment Document – YEAR TWO
Competence Assessment Interviews
PRACTICE PLACEMENT: PRELIMINARY INTERVIEW
(Must be completed within the first 2 days)

Name of Preceptor/Associate Preceptor/ Supervisor			
To be completed by the Nursing Student:			
Learning needs identified by the nursing student (refer to practice placement learning outcomes)			
To be completed by the Preceptor/Associate Preceptor/ Supervisor:			
Learning plan agreed with Preceptor/Associate Preceptor/ Supervisor for practice placement (in accordance with the practice placement learning outcomes)			
Orientation to placement and Practice placement learning outcomes		Date:	
Nursing student signature		Date:	
Preceptor/Associate Preceptor/ Supervisor signature		Date:	
Proposed date for final interview			

If the nursing student requires additional learning supports, these must be introduced in a timely manner, as per local HEI policy and procedures.

**NMBI National Competence Assessment Document – YEAR TWO
Competence Assessment Interviews (Reflection)**

**REFLECTIVE PRACTICE: NURSING STUDENT REFLECTION USING GIBBS
MODEL OF REFLECTION (1988)**

As part of the nursing student’s competence assessment, the nursing student is required to complete ONE piece of reflective writing per practice placement regardless of the duration of the placement. The purpose of reflective writing is to demonstrate learning. The reflective writing is to provide one source of evidence relevant to the learning that has been achieved and must be linked to the practice placement learning outcomes in a particular domain. The nursing student should follow the template provided in the national competence assessment document. The nursing student, Preceptor/ CPC/ Link Academic Staff / Supervisor must ensure that **Children, Persons, Service Users or Staff are not identifiable in the reflective writing piece.** Reflection must relate to situations encountered by the nursing student in this practice placement.

Description – What happened?

Feelings – What were you thinking and feeling?

Evaluation – What was good and bad about the experience?

Analysis – What sense can you make of the situation?

Conclusion – What else could you have done?

Action plan – If it arose again, what would you do?

Nursing student signature

Date:

Preceptor/Associate Preceptor/
Practitioner registered with NMBI
/ Supervisor signature

Date:

BSc. Nursing Students
Reflection Time Record Sheet

During clinical placements each student is expected to complete **5 hours** of reflective time per week, to augment their learning. This can be spent outside the practice placement area. This is a record of how the student spent this time. Include an account of any of the following: Reflection/Self-Directed Study/Directed Learning/Problem Solving Activities

Note: only one row to be used per week of placement to account for the 5 hours spent on reflective time per week.

Date	Activity Theme/Reflection Topic	Student Signature	Total Hours

**NMBI National Competence Assessment Document – YEAR TWO
Competence Assessment Interviews**

PRACTICE PLACEMENT: PROGRESS NOTES
(Performing at Year 2 Level of Competence)

These are sample progress notes and will be operationalised in each HEI in accordance with local policy and procedures.

Preceptor/Associate Preceptor/ Supervisor can use this space to write any progress notes they may have on nursing student's development of competencies			
Signature		Date	
Signature		Date	
Signature		Date	
Signature		Date	

NMBI National Competence Assessment Document – YEAR TWO

Six Domains of Competence

NMBI have determined that to practice safely and effectively as a Registered Nurse, a nursing student must demonstrate competence in the following Six Domains of Competence:

1. Professional Values and Conduct of the Nurse Competences
2. Nursing Practice and Clinical Decision Making Competences
3. Knowledge and Cognitive Competences
4. Communication and Interpersonal Competences
5. Management and Team Competences
6. Leadership Potential and Professional Scholarship Competences

Competence is defined as the attainment of knowledge, intellectual capacities, practice skills, integrity and professional and ethical values required for safe, accountable and effective practice as a Registered Nurse. To assist in determining if a nursing student has met the required level of competence, NMBI has detailed performance criteria for each domain and relevant indicators which demonstrate if the performance criteria have been met.

Year 2: This level recognises that the undergraduate nursing student is an advanced beginner and has exposure and/or participation in the provision of care in the practice environment. The undergraduate nursing student needs both the assistance and *close supervision* of the Registered Nurse/ Practitioner Registered with NMBI/ Supervisor while participating in the provision of person-centred nursing. *Close supervision is defined as the presence or close proximity to the undergraduate nursing student while providing delegated nursing care to children/service users/persons and supports family members.* Frequent prompting may be required to support the nursing student in the provision of person-centred nursing and in the identification of its underpinning evidence. The nursing student begins to identify learning needs through discussion with the Preceptor/Associate Preceptor/Supervisor.

In Year 2, at the end of each practice placement, nursing students have to achieve all domains at participation and/or identification level in line with local HEI policy and procedures.

Advanced Beginner
The nursing student demonstrates acceptable performance based on previous experience gained in real clinical situations.

Participation
The nursing student becomes a participant rather than an observer with the support of the Preceptor/Supervisor where learning opportunities are identified in partnership.

Identification
The nursing student takes more responsibility for their own learning and participation and initiates appropriate action and evaluates the same.

NMBI National Competence Assessment Document – YEAR TWO: Six Domains of Competence

(Where the Supervisor is not a Registered Nurse, a Registered Nurse must sign this assessment following a consultation with the Supervisor)

YEAR 2: Advanced Beginner	Not Achieved Sign/Date	Achieved Sign/Date P*	Achieved Sign/Date I**
<p><u>Domain 1: Professional values and conduct of the nurse competence</u> Knowledge and appreciation of the virtues of caring, compassion, integrity, honesty, respect and empathy as a basis for upholding the professional values of nursing and identity as a nurse.</p>			
<p><u>Domain 2: Nursing practice and clinical decision making competence</u> Knowledge and understanding of the principles of delivering safe and effective nursing care through the adoption of a systematic and problem-solving approach to developing and delivering a person-centred plan of care based on an explicit partnership with the child or young person and their primary carer.</p>			
<p><u>Domain 3: Knowledge and cognitive competence</u> Knowledge and understanding of the health continuum, life and behavioural sciences, and their underlying principles that underpin a competence knowledge base for nursing and healthcare practice.</p>			
<p><u>Domain 4: Communication and interpersonal competence</u> Knowledge, appreciation and development of empathic communication skills and techniques for effective interpersonal relationships with people and other professionals in healthcare settings.</p>			
<p><u>Domain 5: Management and team competence</u> Using management and team competencies in working for the child or young person’s wellbeing, recovery, independence and safety through the recognition of the collaborative partnership between the child or young person , family and multidisciplinary healthcare team.</p>			
<p><u>Domain 6: Leadership potential and professional scholarship competence</u> Developing professional scholarship through self-directed learning skills, critical questioning/reasoning skills and decision-making skills in nursing and the foundation for lifelong professional education, maintaining competence and career development.</p>			

PRACTICE PLACEMENT: FINAL INTERVIEW

To be completed by the nursing student:

Nursing student’s review of progress during practice placement (refer to original practice placement learning outcomes and nursing student reflection)

To be completed by the Preceptor/ Associate Preceptor/ Supervisor : Preceptor/Associate Preceptor/ Supervisor review of nursing student’s progress during practice placement (refer to original practice placement learning outcomes and nursing student reflection)

Competence achieved (Please Circle as Appropriate)

Yes		No*	
Preceptor/Associate Preceptor/ Practitioner registered with NMBI signature signature**			
Nursing student signature			
Date			

***If no, please indicate the domains which were not achieved. Contact the CPC in line with local HEI policies and procedures.**

****Where the Supervisor is not a Registered Nurse, a Registered Nurse must sign this document following consultation with the Supervisor.**

**NMBI National Competence Assessment Document – YEAR TWO
Competence Assessment Interviews**

Domains that were not achieved by the Nursing Student in this Practice Placement

Preceptor/ Associate Preceptor/ Practitioner registered with NMBI / Supervisor signature		Date:	
Nursing student signature		Date:	
CPC/ HEI signature		Date:	

Additional Supportive Interview

Student's view of his/her progress	
Preceptor's concern about student's progress	
Decisions reached	
Student signature	Date
Preceptor signature	Date
Review Date:	
Comment:	
Student signature	Date
Preceptor signature	Date

SUPPORTIVE LEARNING PLAN FOR PRACTICE PLACEMENT

Student Name: _____ **Intake Year:** _____

I.D Number: _____

Practice Placement Area: _____

Practice Placement Dates: From _____ **To** _____

Preceptor/Associate Preceptor Name & Grade: _____

Date _____ **Time** _____

List all persons present:

Description of specific concern/s as described by Student and Preceptor

(Link specific concerns with the Domains).

Agreed Goals

(Suggested and recommended methods to facilitate achievement of Domains)

Continue on next page

Evaluation of agreed goals

Student Signature: _____

Preceptor Signature: _____

Link Lecturer: _____

Clinical Placement Coordinator: _____

Clinical Nurse Manager: _____

Review Date Agreed: _____

Date of Review Meeting: _____

Evaluation of agreed goals in the event of an open SLP

Student Signature: _____

Preceptor Signature: _____

Link Lecturer: _____

Clinical Placement Coordinator: _____

Clinical Nurse Manager: _____

**BSc Nursing (Integrated Children's and General)
Practice Placement Year Two
(3 weeks or less)**

Children's Placements

**NMBI National Competence Assessment Document – YEAR TWO
Signature Bank**

**PRECEPTORS /ASSOCIATE PRECEPTORS
/REGISTERED NURSES /PRACTITIONERS REGISTERED
WITH NMBI/ SUPERVISORS SIGNATURE SHEET**

All Preceptors/Associate Preceptors/Registered Nurses/ Practitioners Registered with NMBI/ Supervisors signing nursing student documentation should insert their details below, as indicated.

Name of Preceptor/Associate Preceptor/Registered Nurses/ Practitioner Registered with NMBI/ Supervisors (PRINT NAME)	Signature	Initials	Practice Placement Area

Adapted from Nurse Registration Programmes Standards and Requirements (NMBI, 2016 : 124 – 3.2.6.6).

NMBI National Competence Assessment Document – YEAR TWO
Practice Placement Details

This is a sample attendance record and will be operationalised in each HEI in accordance with local policy and procedures.

Name of practice placement	
Number of weeks in this practice placement	
Type of practice placement	
Name of the health service provider	
Phone number of placement	
Name of CNM	
Name of Preceptor / Supervisor	
Name of Associate Preceptor / Supervisor	
Name of CPC	

National Competence Assessment Document – YEAR TWO
Self-Evaluation

**PRACTICE PLACEMENT: SELF-EVALUATION OF LEARNING NEEDS
AND EXPECTATIONS**

This section is to be completed by the nursing student prior to practice placement, incorporating theory and clinical skills learning to date. The learning plan for practice placement is agreed with Preceptor/Associate Preceptor/Supervisor in accordance with the practice placement learning outcomes. See Appendix 1 in Guidelines for the National Competence Assessment Document.

The previous applicable experiences that I bring with me to this practice placement are ...

The learning outcomes and opportunities that I hope to achieve during this practice placement are ...

Any concerns that I have about this practice placement are ...

The relevant theoretical and practical learning that I bring to this practice placement are ...

NMBI National Competence Assessment Document – YEAR TWO
Competence Assessment Interviews
PRACTICE PLACEMENT: PRELIMINARY INTERVIEW
(Must be completed within the first 2 days)

Name of Preceptor/Associate Preceptor/ Supervisor			
To be completed by the Nursing Student:			
Learning needs identified by the nursing student (refer to practice placement learning outcomes)			
To be completed by the Preceptor/Associate Preceptor/ Supervisor:			
Learning plan agreed with Preceptor/Associate Preceptor/ Supervisor for practice placement (in accordance with the practice placement learning outcomes)			
Orientation to placement and Practice placement learning outcomes		Date:	
Nursing student signature		Date:	
Preceptor/Associate Preceptor/ Supervisor signature		Date:	
Proposed date for final interview			

If the nursing student requires additional learning supports, these must be introduced in a timely manner, as per local HEI policy and procedures.

**NMBI National Competence Assessment Document – YEAR TWO
Competence Assessment Interviews (Reflection)**

**REFLECTIVE PRACTICE: NURSING STUDENT REFLECTION USING GIBBS
MODEL OF REFLECTION (1988)**

As part of the nursing student’s competence assessment, the nursing student is required to complete ONE piece of reflective writing per practice placement regardless of the duration of the placement. The purpose of reflective writing is to demonstrate learning. The reflective writing is to provide one source of evidence relevant to the learning that has been achieved and must be linked to the practice placement learning outcomes in a particular domain. The nursing student should follow the template provided in the national competence assessment document. The nursing student, Preceptor/ CPC/ Link Academic Staff / Supervisor must ensure that **Children, Persons, Service Users or Staff are not identifiable in the reflective writing piece.** Reflection must relate to situations encountered by the nursing student in this practice placement.

Description – What happened?

Feelings – What were you thinking and feeling?

Evaluation – What was good and bad about the experience?

Analysis – What sense can you make of the situation?

Conclusion – What else could you have done?

Action plan – If it arose again, what would you do?

Nursing student signature

Date:

Preceptor/Associate Preceptor/
Practitioner registered with NMBI
/ Supervisor signature

Date:

BSc. Nursing Students
Reflection Time Record Sheet

During clinical placements each student is expected to complete **5 hours** of reflective time per week, to augment their learning. This can be spent outside the practice placement area. This is a record of how the student spent this time. Include an account of any of the following: Reflection/Self-Directed Study/Directed Learning/Problem Solving Activities

Note: only one row to be used per week of placement to account for the 5 hours spent on reflective time per week.

Date	Activity Theme/Reflection Topic	Student Signature	Total Hours

**NMBI National Competence Assessment Document – YEAR TWO
Competence Assessment Interviews**

PRACTICE PLACEMENT: PROGRESS NOTES
(Performing at Year 2 Level of Competence)

These are sample progress notes and will be operationalised in each HEI in accordance with local policy and procedures.

Preceptor/Associate Preceptor/ Supervisor can use this space to write any progress notes they may have on nursing student's development of competencies			
Signature		Date	
Signature		Date	
Signature		Date	
Signature		Date	

NMBI National Competence Assessment Document – YEAR TWO

Six Domains of Competence

NMBI have determined that to practice safely and effectively as a Registered Nurse, a nursing student must demonstrate competence in the following Six Domains of Competence:

1. Professional Values and Conduct of the Nurse Competences
2. Nursing Practice and Clinical Decision Making Competences
3. Knowledge and Cognitive Competences
4. Communication and Interpersonal Competences
5. Management and Team Competences
6. Leadership Potential and Professional Scholarship Competences

Competence is defined as the attainment of knowledge, intellectual capacities, practice skills, integrity and professional and ethical values required for safe, accountable and effective practice as a Registered Nurse. To assist in determining if a nursing student has met the required level of competence, NMBI has detailed performance criteria for each domain and relevant indicators which demonstrate if the performance criteria have been met.

Year 2: This level recognises that the undergraduate nursing student is an advanced beginner and has exposure and/or participation in the provision of care in the practice environment. The undergraduate nursing student needs both the assistance and *close supervision* of the Registered Nurse/ Practitioner Registered with NMBI/ Supervisor while participating in the provision of person-centred nursing. *Close supervision is defined as the presence or close proximity to the undergraduate nursing student while providing delegated nursing care to children/service users/persons and supports family members.* Frequent prompting may be required to support the nursing student in the provision of person-centred nursing and in the identification of its underpinning evidence. The nursing student begins to identify learning needs through discussion with the Preceptor/Associate Preceptor/Supervisor.

In Year 2, at the end of each practice placement, nursing students have to achieve all domains at participation and/or identification level in line with local HEI policy and procedures.

Advanced Beginner
The nursing student demonstrates acceptable performance based on previous experience gained in real clinical situations.

Participation
The nursing student becomes a participant rather than an observer with the support of the Preceptor/Supervisor where learning opportunities are identified in partnership.
Identification
The nursing student takes more responsibility for their own learning and participation and initiates appropriate action and evaluates the same.

NMBI National Competence Assessment Document – YEAR TWO: Six Domains of Competence

(Where the Supervisor is not a Registered Nurse, a Registered Nurse must sign this assessment following a consultation with the Supervisor)

YEAR 2: Advanced Beginner	Not Achieved Sign/Date	Achieved Sign/Date P*	Achieved Sign/Date I**
<p><u>Domain 1: Professional values and conduct of the nurse competence</u> Knowledge and appreciation of the virtues of caring, compassion, integrity, honesty, respect and empathy as a basis for upholding the professional values of nursing and identity as a nurse.</p>			
<p><u>Domain 2: Nursing practice and clinical decision making competence</u> Knowledge and understanding of the principles of delivering safe and effective nursing care through the adoption of a systematic and problem-solving approach to developing and delivering a person-centred plan of care based on an explicit partnership with the child or young person and their primary carer.</p>			
<p><u>Domain 3: Knowledge and cognitive competence</u> Knowledge and understanding of the health continuum, life and behavioural sciences, and their underlying principles that underpin a competence knowledge base for nursing and healthcare practice.</p>			
<p><u>Domain 4: Communication and interpersonal competence</u> Knowledge, appreciation and development of empathic communication skills and techniques for effective interpersonal relationships with people and other professionals in healthcare settings.</p>			
<p><u>Domain 5: Management and team competence</u> Using management and team competencies in working for the child or young person’s wellbeing, recovery, independence and safety through the recognition of the collaborative partnership between the child or young person , family and multidisciplinary healthcare team.</p>			
<p><u>Domain 6: Leadership potential and professional scholarship competence</u> Developing professional scholarship through self-directed learning skills, critical questioning/reasoning skills and decision-making skills in nursing and the foundation for lifelong professional education, maintaining competence and career development.</p>			

PRACTICE PLACEMENT: FINAL INTERVIEW

To be completed by the nursing student:

Nursing student’s review of progress during practice placement (refer to original practice placement learning outcomes and nursing student reflection)

To be completed by the Preceptor/ Associate Preceptor/ Supervisor : Preceptor/Associate Preceptor/ Supervisor review of nursing student’s progress during practice placement (refer to original practice placement learning outcomes and nursing student reflection)

Competence achieved (Please Circle as Appropriate)

Yes		No*	
Preceptor/Associate Preceptor/ Practitioner registered with NMBI signature**			
Nursing student signature			
Date			

***If no, please indicate the domains which were not achieved. Contact the CPC in line with local HEI policies and procedures.**

**** Where the Supervisor is not a Registered Nurse, a Registered Nurse must sign this assessment following consultation with the Supervisor**

**NMBI National Competence Assessment Document – YEAR TWO
Competence Assessment Interviews**

Domains that were not achieved by the Nursing Student in this Practice Placement

Preceptor/ Associate Preceptor/ Practitioner registered with NMBI/ Supervisor signature		Date:	
Nursing student signature		Date:	
CPC/ HEI signature		Date:	

Additional Supportive Interview

Student's view of his/her progress	
Preceptor's concern about student's progress	
Decisions reached	
Student signature	Date
Preceptor signature	Date
Review Date:	
Comment:	
Student signature	Date
Preceptor signature	Date

SUPPORTIVE LEARNING PLAN FOR PRACTICE PLACEMENT

Student Name: _____ **Intake Year:** _____
I.D Number: _____
Practice Placement Area: _____
Practice Placement Dates: From _____ **To** _____
Preceptor/Associate Preceptor Name & Grade: _____
Date _____ **Time** _____

List all persons present:

Description of specific concern/s as described by Student and Preceptor
(Link specific concerns with the Domains).

Agreed Goals
(Suggested and recommended methods to facilitate achievement of Domains)

Continue on next page

Evaluation of agreed goals

Student Signature: _____

Preceptor Signature: _____

Link Lecturer: _____

Clinical Placement Coordinator: _____

Clinical Nurse Manager: _____

Review Date Agreed: _____

Date of Review Meeting: _____

Evaluation of agreed goals in the event of an open SLP

Student Signature: _____

Preceptor Signature: _____

Link Lecturer: _____

Clinical Placement Coordinator: _____

Clinical Nurse Manager: _____

NMBI

**BSc Nursing (Integrated Children's and General)
Practice Placement Year Two
(4 weeks or more)**

General Placement only

**NMBI National Competence Assessment Document – YEAR TWO
Signature Bank**

**PRECEPTORS/ASSOCIATE PRECEPTORS/REGISTERED NURSES
SIGNATURE SHEET**

All Preceptors/Associate Preceptors/Registered Nurses signing nursing student documentation should insert their details below, as indicated.

Name of Preceptor/Associate Preceptor/Registered Nurse (PRINT NAME)	Signature	Initials	Practice Placement Area

Completing this grid is a requirement for any professional who is signing the National Competence Assessment Document or making an entry.

NMBI National Competence Assessment Document – YEAR TWO
Practice Placement Details

This is a sample attendance record and will be operationalised in each HEI in accordance with local policy and procedures.

Name of practice placement	
Number of weeks in this practice placement	
Type of practice placement	
Name of the health service provider	
Phone number of placement	
Name of CNM	
Name of Preceptor	
Name of Associate Preceptor	
Name of CPC	

**NMBI National Competence Assessment Document – YEAR TWO
Self-Evaluation**

**PRACTICE PLACEMENT: SELF-EVALUATION OF LEARNING NEEDS
AND EXPECTATIONS**

To be completed by the undergraduate nursing student prior to practice placement, incorporating theory and clinical skills learning to date. Learning plan agreed with Preceptor/Associate Preceptor for practice placement (in accordance with the practice placement learning outcomes). See Appendix 1 in Guidelines for the National Competence Assessment Document.

The previous applicable experiences that I bring with me to this practice placement are ...

The learning outcomes and opportunities that I hope to achieve during this practice placement are ...

Any concerns that I have about this practice placement are ...

The relevant theoretical and practical learning that I bring to this practice placement are ...

**NMBI National Competence Assessment Document – YEAR TWO
Competence Assessment Interviews**

PRACTICE PLACEMENT: PRELIMINARY INTERVIEW
(Must be completed within the first 2 days)

Name of Preceptor			
Name of Associate Preceptor			
To be completed by the Nursing Student:			
Learning needs identified by the nursing student (refer to practice placement learning outcomes)			
To be completed by the Preceptor/Associate Preceptor:			
Learning plan agreed with Preceptor/Associate Preceptor for practice placement (in accordance with the practice placement learning outcomes)			
Orientation to practice placement and Practice placement learning outcomes		Date:	
Nursing student signature		Date:	
Preceptor/Associate Preceptor signature		Date:	
Proposed date for mid interview			
Proposed date for the final interview			

**NMBI National Competence Assessment Document – YEAR TWO
Competence Assessment Interviews**

PRACTICE PLACEMENT: MID INTERVIEW

To be completed by the Nursing Student:

Nursing student's review of progress during practice placement to date (refer to practice placement learning outcomes)

To be completed by the Preceptor/Associate Preceptor:

Preceptor/Associate Preceptor's review of nursing student's progress during practice placement to date (in accordance with the practice placement learning outcomes)

Nursing student signature		Date:	
Preceptor/Associate Preceptor signature		Date:	
Does the nursing student require additional learning support to achieve competences?	Yes*	No	
CPC signature (if yes above)		Date:	

*If yes, contact CPC and adhere to local HEI policy and procedures

**NMBI National Competence Assessment Document – YEAR TWO
Competence Assessment Interviews (Reflection)**

**REFLECTIVE PRACTICE: NURSING STUDENT REFLECTION USING GIBBS
MODEL OF REFLECTION (1988)**

As part of the nursing student’s competence assessment, the nursing student is required to complete ONE piece of reflective writing per practice placement regardless of the duration of the placement. The purpose of reflective writing is to demonstrate learning. The reflective writing is to provide one source of evidence relevant to the learning that has been achieved and must be linked to the practice placement learning outcomes in a particular domain. The nursing student should follow the template provided in the national competence assessment document. The nursing student, Preceptor/ CPC/ Link Academic Staff must ensure that **Children, Persons, Service Users or Staff are not identifiable in the reflective writing piece.** Reflection must relate to situations encountered by the nursing student in this practice placement.

Description – What happened?

Feelings – What were you thinking and feeling?

Evaluation – What was good and bad about the experience?

Analysis – What sense can you make of the situation?

Conclusion – What else could you have done?

Action plan – If it arose again, what would you do?

Nursing student signature

Date:

Preceptor/Associate Preceptor
signature

Date:

BSc. Nursing Students
Reflection Time Record Sheet

During clinical placements each student is expected to complete **5 hours** of reflective time per week, to augment their learning. This can be spent outside the practice placement area. This is a record of how the student spent this time. Include an account of any of the following: Reflection/Self-Directed Study/Directed Learning/Problem Solving Activities

Note: only one row to be used per week of placement to account for the 5 hours spent on reflective time per week.

Date	Activity Theme/Reflection Topic	Student Signature	Total Hours

**NMBI National Competence Assessment Document – YEAR TWO
Competence Assessment Interviews**

PRACTICE PLACEMENT: PROGRESS NOTES

(Performing at Year 2 Level of Competence)

These are sample progress notes and will be operationalised in each HEI in accordance with local HEI policy and procedures.

Preceptor/Associate Preceptor can use this space to write any progress notes they may have on nursing student's development of competencies

--	--	--	--

Signature		Date	
-----------	--	------	--

--	--	--	--

Signature		Date	
-----------	--	------	--

--	--	--	--

Signature		Date	
-----------	--	------	--

--	--	--	--

Signature		Date	
-----------	--	------	--

NMBI National Competence Assessment Document – YEAR TWO

Six Domains of Competence

NMBI have determined that to practice safely and effectively as a Registered Nurse, a nursing student must demonstrate competence in the following Six Domains of Competence:

1. Professional Values and Conduct of the Nurse Competences
2. Nursing Practice and Clinical Decision Making Competences
3. Knowledge and Cognitive Competences
4. Communication and Interpersonal Competences
5. Management and Team Competences
6. Leadership Potential and Professional Scholarship Competences

Competence is defined as the attainment of knowledge, intellectual capacities, practice skills, integrity and professional and ethical values required for safe, accountable and effective practice as a Registered Nurse. To assist in determining if a nursing student has met the required level of competence, NMBI has detailed performance criteria for each domain and relevant indicators which demonstrate if the performance criteria have been met (NMBI 2016).

Year 2: This level recognises that the undergraduate nursing student is an **advanced beginner** and has exposure and/or participation in the provision of care in the practice environment. The undergraduate nursing student needs both the assistance and **close supervision** of the Registered Nurse while participating in the provision of person-centred nursing. *Close supervision is defined as the presence or close proximity to the undergraduate nursing student while providing delegated nursing care to children/persons/service users and supports family members (NMBI 2016).* Frequent prompting may be required to support the nursing student in the provision of person-centred nursing and in the identification of its underpinning evidence. The nursing student begins to identify learning needs through discussion with the Preceptor/Associate Preceptor.

In Year 2, at the end of each practice placement, nursing students have to achieve all domains and all indicators at participation and/or identification level in line with local HEI policy and procedures.

Advanced Beginner

The nursing student demonstrates acceptable performance based on previous experience gained in real clinical situations.

Participation

The nursing student becomes a participant rather than an observer with the support of the preceptor where learning opportunities are identified in partnership.

Identification

The nursing student takes more responsibility for their own learning and participation and initiates appropriate action and evaluates the same.

NMBI National Competence Assessment Document – YEAR TWO: ADVANCED BEGINNER
DOMAIN 1: PROFESSIONAL VALUES AND CONDUCT OF THE NURSE
COMPETENCES

Criteria related to practicing safety, compassionately and professionally under the *close supervision* of a Preceptor/Associate Preceptor/Registered Nurse.

***P** – Participation: The nursing student becomes a participant rather than an observer with the support of the Preceptor where learning opportunities are identified in partnership.

****I** – Identification: The nursing student takes more responsibility for their own learning and participation and initiates appropriate action and evaluates same.

Yes = ✓ : Competence achieved., **No= X** : Competence not achieved.

*****Initials** – Initials of the Preceptor/Associate Preceptor or Practitioner Registered with NMBI.

1.1 Demonstrates safe, person-centred care		Not Achieved Sign/Date	Achieved	
			Sign/Date P*	Sign/Date I**
a.	Practices safely in delivering nursing interventions			
b.	Assesses risk for safe moving and handling when undertaking nursing care			
c.	Maintains safe hand hygiene			
d.	Adheres to regulations for infection prevention and control			
e.	Acts responsibly when / Discusses responding to emergency situations (<i>please circle acts or discusses</i>)			
f.	Acts responsibly in situations of risk to protect vulnerable people			

1.2 Demonstrates compassion in providing nurse care		Not Achieved Sign/Date	Achieved	
			Sign/Date P*	Sign/Date I**
a.	Supports persons and vulnerable adults and their families with compassion and kindness through their health service experience and during periods of emotional distress			
b.	Acts in a professional manner that is attentive, sensitive and non-discriminatory towards persons and vulnerable adults and their families, respecting choice and diversity in culture, faith and social background			
c.	Assists persons and vulnerable adults and their families to maintain their dignity and wellbeing when undergoing diagnostic, nursing or medical procedures			

1.3 Demonstrates responsible and professional practice		Not Achieved Sign/Date	Achieved	
			Sign/Date P*	Sign/Date I**
a.	Clarifies with preceptor situations that are beyond the level of competence			
b.	Takes responsibility for completing delegated nursing interventions			
c.	Practices in accordance with local policies, procedures, protocols and guidelines (PPPGs)			
d.	Documents and reports nursing interventions in accordance with local policies, procedures, protocols and guidelines (PPPGs).			

DOMAIN 2: NURSING PRACTICE AND CLINICAL DECISION MAKING COMPETENCES

Criteria related to delivering effective, person-centred nursing care under the *close supervision* of a Preceptor/Associate Preceptor/Registered Nurse.

2.1 Assesses the person's nursing and health needs		Not Achieved Sign/Date	Achieved Sign/Date P* I**	
a.	Assists the Registered Nurse to take a nursing history on admission or as part of a re-assessment of a person's health needs			
b.	Reviews with the Registered Nurse information collated using an appropriate person-centred framework			
c.	Identifies within observations variations from normal health or development for the person			

2.2 Plans and prioritises person-centred nursing care		Not Achieved Sign/Date	Achieved Sign/Date P* I**	
a.	Assists a Registered Nurse to develop a person-centred nursing care plan			
b.	Identifies with Registered Nurse person-centred actual and potential goals			
c.	Identifies priorities for the structuring of person-centred goals within a care plan			
d.	Discusses an aspect of their care plan with the person concerned and immediate family members			

2.3 Undertakes nursing interventions		Not Achieved Sign/Date	Achieved Sign/Date P* I**	
a.	Supports the person and family to promote general health, emotional wellbeing and development			
b.	Assists the multidisciplinary team to deliver nursing interventions in accordance with a person-centred care plan			
c.	Assists the person to meet essential needs in accordance with a person-centred care plan			
d.	Carries out instructions in a responsible and timely manner in accordance with local PPPGs.			
e.	Records nursing interventions, observations and feedback from the person and family accurately and concisely			
f.	Demonstrates respect for privacy and confidentiality in the safeguarding of personal and clinical data in written, verbal and electronic record keeping			
g.	Uses clinical equipment safely, showing awareness of limitations and associated hazards in usage and disposal			
h.	Assists the Registered Nurse in the safe administration and management of medicines			

2.4 Evaluates person-centred nursing care		Not Achieved Sign/Date	Achieved Sign/Date	
			P*	I**
a.	Reviews with the Registered Nurse nursing observations, clinical data and feedback from the person and multidisciplinary team to evaluate the plan of care			
b.	Assists the Registered Nurse in gathering accurate information and in the evaluation of the person-centred care plan			
c.	Assists the Registered Nurse to review and revise the planned outcomes or nursing interventions for a person or vulnerable adult's plan of nursing care			
d.	Assists the Registered Nurse to carry out a re-assessment of a person's nursing and healthcare needs			

2.5 Utilises clinical judgement		Not Achieved Sign/Date	Achieved Sign/Date	
			P*	I**
a.	Recognises and reports if a person's physical, psychological or developmental condition is deteriorating			
b.	Assists the multidisciplinary team in response to fundamental changes to a person's optimal health status			
c.	Demonstrates / Discusses how to act in an emergency and to administer essential life-saving intervention to a person (<i>Please circle either Demonstrates or Discusses</i>)			
d.	Identifies situations and the process for referral for specialist intervention in response to fundamental changes in a person's health status			

DOMAIN 3: NURSING KNOWLEDGE AND COGNITIVE COMPETENCES

Criteria related to the application of knowledge and understanding of the health continuum and of principles from health and life sciences underpinning practice under the *close supervision* of a Preceptor/Associate Preceptor/Registered Nurse.

3.1 Practices from a competent knowledge base		Not Achieved Sign/Date	Achieved Sign/Date P* Sign/Date I**	
a.	Identifies with reference to best practice guidelines an intervention to meet a person's nursing or health goal			
b.	Applies knowledge of human development in relation to the human and life sciences to the functioning of a person in meeting their nursing and health needs			
c.	Safely and accurately carries out medication calculations and management with particular regard to the vulnerability of persons in receipt of healthcare			
d.	Sources information relevant to nursing intervention in this practice placement			
e.	Outlines to the Registered Nurse vulnerabilities and co-morbidities commonly associated with a person's health and nursing care in this practice placement			
f.	Identifies a potential nursing approach to an ethical dilemma encountered in this practice placement			
g.	Discusses with Registered Nurse the influence of legislation on the nursing care of a person in this practice placement			
h.	Discusses one aspect of nursing care that is subject to quality audit			

3.2 Uses critical thinking and reflection to inform practice		Not Achieved Sign/Date	Achieved Sign/Date P* Sign/Date I**	
a.	Identifies examples of policies, procedures, protocols and guidelines (PPPGs) for application to a specific aspect of nursing care relevant to this practice placement			
b.	Reflects using a Gibbs (1988) cycle of reflection on a situation found to be challenging within this practice placement			

DOMAIN 4: COMMUNICATION AND INTERPERSONAL COMPETENCES

Criteria related to effective communication and empathic interpersonal skills under the *close supervision* of a Preceptor/Associate Preceptor/Registered Nurse.

4.1 Communicates in a person-centred manner		Not Achieved Sign/Date	Achieved Sign/Date	
			P*	I**
a.	Demonstrates the ability to listen, seek clarification and to carry out instructions safely			
b.	Discusses the principles of cultural diversity, dignity and autonomy			
c.	Demonstrates active listening skills and responses when communicating with a person with emotional, sensory, intellectual or cultural communication difficulties			
d.	Uses person-centred communication strategies that demonstrate respect for the rights and choices of a person and their family			
e.	Provides emotional support to a person and their primary carer when undertaking nursing interventions and procedures			
f.	Engages with a person and immediate family regarding their experience of nursing interventions and health procedures			
g.	Assists a person to develop self-management skills in an aspect of healthcare			

4.2 Communicates accurately with the healthcare team		Not Achieved Sign/Date	Achieved Sign/Date	
			P*	I**
a.	Communicates clearly with other members of the multidisciplinary team			
b.	Demonstrates safe and effective communication skills, in oral, written and electronic modes			
c.	Uses professional nursing terminology and accurately reports, records and documents clinical observations			
d.	Discusses when and how to make a referral for a person who requires language translators, interpreters or communication supports			
e.	Assists a Registered Nurse in discharge planning or transition arrangements in liaison with the community or other members of the multidisciplinary team			

DOMAIN 5: NURSING MANAGEMENT AND TEAM COMPETENCES

Criteria related to the application of management and team working competence under the *close supervision* of a Preceptor/Associate Preceptor/Registered Nurse.

5.1 Practices in a collaborative manner		Not Achieved Sign/Date	Achieved Sign/Date P* Sign/Date I**	
a.	Interacts with members of the multidisciplinary team in a collaborative partnership			
b.	Develops a professional relationship with members of the multidisciplinary team to coordinate an aspect of a person's care			

5.2 Manages team, others and self safely		Not Achieved Sign/Date	Achieved Sign/Date P* Sign/Date I**	
a.	Demonstrates organisation in preparation for carrying out nursing interventions			
b.	Promotes a safe and therapeutic environment for a person			
c.	Recognises situations that potentially challenge self or others, identifying actions to reduce risk			
d.	Recognises risks and hazards associated with nursing interventions and escalates these to Registered Nurse as appropriate			

DOMAIN 6: LEADERSHIP POTENTIAL AND PROFESSIONAL SCHOLARSHIP COMPETENCES

Criteria related to effective leadership potential and self-awareness under the *close supervision* of a Preceptor/Associate Preceptor/Registered Nurse.

6.1 Develops leadership potential		Not Achieved Sign/Date	Achieved Sign/Date P* Sign/Date I**	
a.	Utilises feedback, supervision and appraisal constructively to enhance self-awareness and proficiency			
b.	Acknowledges personal and professional responsibility for own actions			
6.2 Develops professional scholarship		Not Achieved Sign/Date	Achieved Sign/Date P* Sign/Date I**	
a.	Identifies learning needs with a Preceptor/Associate Preceptor			
b.	Applies learning derived from supervision or preceptor feedback to enhance own practice setting			

**NMBI National Competence Assessment Document – YEAR TWO
Competence Assessment Interviews**

PRACTICE PLACEMENT: FINAL INTERVIEW

To be completed by the Nursing Student:

Nursing student’s review of progress during practice placement (refer to original practice placement learning outcomes and nursing student reflection)

To be completed by the Preceptor/Associate Preceptor:

Preceptor/Associate Preceptor’s review of nursing student’s progress during practice placement (refer to original practice placement learning outcomes and nursing student reflection)

Competence achieved (Please Circle as Appropriate)

		Yes	No*
Preceptor signature			
Nursing student signature			
Date			

*If no, please indicate the domains and indicators which were not achieved. Contact the CPC in line with local HEI’s policy and procedures.

**NMBI National Competence Assessment Document – YEAR TWO
Competence Assessment Interviews**

**Domains and Indicators that were not achieved by the Nursing Student in this
Practice Placement**

Preceptor signature		Date:	
Nursing student signature		Date:	
CPC/ HEI signature		Date:	

Additional Supportive Interview

Student's view of his/her progress

Preceptor's concern about student's progress

Decisions reached

Student signature

Date

Preceptor signature

Date

Review Date:

Comment:

Student signature

Date

Preceptor signature

Date

SUPPORTIVE LEARNING PLAN FOR PRACTICE PLACEMENT

Student Name: _____ **Intake Year:** _____
I.D Number: _____
Practice Placement Area: _____
Practice Placement Dates: From _____ **To** _____
Preceptor/Associate Preceptor Name & Grade: _____
Date _____ **Time** _____

List all persons present:

Description of specific concern/s as described by Student and Preceptor
(Link specific concerns with the Domains).

Agreed Goals
(Suggested and recommended methods to facilitate achievement of Domains)

Continue on next page

Evaluation of agreed goals

Student Signature: _____

Preceptor Signature: _____

Link Lecturer: _____

Clinical Placement Coordinator: _____

Clinical Nurse Manager: _____

Review Date Agreed: _____

Date of Review Meeting: _____

Evaluation of agreed goals in the event of an open SLP

Student Signature: _____

Preceptor Signature: _____

Link Lecturer: _____

Clinical Placement Coordinator: _____

Clinical Nurse Manager: _____

**BSc Nursing (Integrated Children's and General)
Practice Placement Year Two
(4 weeks or more)**

General Placement only

**NMBI National Competence Assessment Document – YEAR TWO
Signature Bank**

**PRECEPTORS/ASSOCIATE PRECEPTORS/REGISTERED NURSES
SIGNATURE SHEET**

All Preceptors/Associate Preceptors/Registered Nurses signing nursing student documentation should insert their details below, as indicated.

Name of Preceptor/Associate Preceptor/Registered Nurse (PRINT NAME)	Signature	Initials	Practice Placement Area

Completing this grid is a requirement for any professional who is signing the National Competence Assessment Document or making an entry.

NMBI National Competence Assessment Document – YEAR TWO
Practice Placement Details

This is a sample attendance record and will be operationalised in each HEI in accordance with local policy and procedures.

Name of practice placement	
Number of weeks in this practice placement	
Type of practice placement	
Name of the health service provider	
Phone number of placement	
Name of CNM	
Name of Preceptor	
Name of Associate Preceptor	
Name of CPC	

**NMBI National Competence Assessment Document – YEAR TWO
Self-Evaluation**

**PRACTICE PLACEMENT: SELF-EVALUATION OF LEARNING NEEDS
AND EXPECTATIONS**

To be completed by the undergraduate nursing student prior to practice placement, incorporating theory and clinical skills learning to date. Learning plan agreed with Preceptor/Associate Preceptor for practice placement (in accordance with the practice placement learning outcomes). See Appendix 1 in Guidelines for the National Competence Assessment Document.

The previous applicable experiences that I bring with me to this practice placement are ...

The learning outcomes and opportunities that I hope to achieve during this practice placement are ...

Any concerns that I have about this practice placement are ...

The relevant theoretical and practical learning that I bring to this practice placement are ...

**NMBI National Competence Assessment Document – YEAR TWO
Competence Assessment Interviews**

PRACTICE PLACEMENT: PRELIMINARY INTERVIEW
(Must be completed within the first 2 days)

Name of Preceptor			
Name of Associate Preceptor			
To be completed by the Nursing Student:			
Learning needs identified by the nursing student (refer to practice placement learning outcomes)			
To be completed by the Preceptor/Associate Preceptor:			
Learning plan agreed with Preceptor/Associate Preceptor for practice placement (in accordance with the practice placement learning outcomes)			
Orientation to practice placement and Practice placement learning outcomes		Date:	
Nursing student signature		Date:	
Preceptor/Associate Preceptor signature		Date:	
Proposed date for mid interview			
Proposed date for the final interview			

**NMBI National Competence Assessment Document – YEAR TWO
Competence Assessment Interviews**

PRACTICE PLACEMENT: MID INTERVIEW

To be completed by the Nursing Student:

Nursing student’s review of progress during practice placement to date (refer to practice placement learning outcomes)

To be completed by the Preceptor/Associate Preceptor:

Preceptor/Associate Preceptor’s review of nursing student’s progress during practice placement to date (in accordance with the practice placement learning outcomes)

Nursing student signature		Date:	
Preceptor/Associate Preceptor signature		Date:	
Does the nursing student require additional learning support to achieve competences?	Yes*	No	
CPC signature (if yes above)		Date:	

*If yes, contact CPC and adhere to local HEI policy and procedures

**NMBI National Competence Assessment Document – YEAR TWO
Competence Assessment Interviews (Reflection)**

**REFLECTIVE PRACTICE: NURSING STUDENT REFLECTION USING GIBBS
MODEL OF REFLECTION (1988)**

As part of the nursing student’s competence assessment, the nursing student is required to complete ONE piece of reflective writing per practice placement regardless of the duration of the placement. The purpose of reflective writing is to demonstrate learning. The reflective writing is to provide one source of evidence relevant to the learning that has been achieved and must be linked to the practice placement learning outcomes in a particular domain. The nursing student should follow the template provided in the national competence assessment document. The nursing student, Preceptor/ CPC/ Link Academic Staff must ensure that **Children, Persons, Service Users or Staff are not identifiable in the reflective writing piece.**

Reflection must relate to situations encountered by the nursing student in this practice placement.

Description – What happened?

Feelings – What were you thinking and feeling?

Evaluation – What was good and bad about the experience?

Analysis – What sense can you make of the situation?

Conclusion – What else could you have done?

Action plan – If it arose again, what would you do?

Nursing student signature

Date:

Preceptor/Associate Preceptor
signature

Date:

BSc. Nursing Students
Reflection Time Record Sheet

During clinical placements each student is expected to complete **5 hours** of reflective time per week, to augment their learning. This can be spent outside the practice placement area. This is a record of how the student spent this time. Include an account of any of the following: Reflection/Self-Directed Study/Directed Learning/Problem Solving Activities

Note: only one row to be used per week of placement to account for the 5 hours spent on reflective time per week.

Date	Activity Theme/Reflection Topic	Student Signature	Total Hours

**NMBI National Competence Assessment Document – YEAR TWO
Competence Assessment Interviews**

PRACTICE PLACEMENT: PROGRESS NOTES

(Performing at Year 2 Level of Competence)

These are sample progress notes and will be operationalised in each HEI in accordance with local HEI policy and procedures.

Preceptor/Associate Preceptor can use this space to write any progress notes they may have on nursing student's development of competencies

Signature		Date	
/			
Signature		Date	
/			
Signature		Date	
/			
Signature		Date	

NMBI National Competence Assessment Document – YEAR TWO

Six Domains of Competence

NMBI have determined that to practice safely and effectively as a Registered Nurse, a nursing student must demonstrate competence in the following Six Domains of Competence:

1. Professional Values and Conduct of the Nurse Competences
2. Nursing Practice and Clinical Decision Making Competences
3. Knowledge and Cognitive Competences
4. Communication and Interpersonal Competences
5. Management and Team Competences
6. Leadership Potential and Professional Scholarship Competences

Competence is defined as the attainment of knowledge, intellectual capacities, practice skills, integrity and professional and ethical values required for safe, accountable and effective practice as a Registered Nurse. To assist in determining if a nursing student has met the required level of competence, NMBI has detailed performance criteria for each domain and relevant indicators which demonstrate if the performance criteria have been met (NMBI 2016).

Year 2: This level recognises that the undergraduate nursing student is an **advanced beginner** and has exposure and/or participation in the provision of care in the practice environment. The undergraduate nursing student needs both the assistance and **close supervision** of the Registered Nurse while participating in the provision of person-centred nursing. *Close supervision is defined as the presence or close proximity to the undergraduate nursing student while providing delegated nursing care to children/persons/service users and supports family members (NMBI 2016).* Frequent prompting may be required to support the nursing student in the provision of person-centred nursing and in the identification of its underpinning evidence. The nursing student begins to identify learning needs through discussion with the Preceptor/Associate Preceptor.

In Year 2, at the end of each practice placement, nursing students have to achieve all domains and all indicators at participation and/or identification level in line with local HEI policy and procedures.

Advanced Beginner

The nursing student demonstrates acceptable performance based on previous experience gained in real clinical situations.

Participation

The nursing student becomes a participant rather than an observer with the support of the preceptor where learning opportunities are identified in partnership.

Identification

The nursing student takes more responsibility for their own learning and participation and initiates appropriate action and evaluates the same.

NMBI National Competence Assessment Document – YEAR TWO: ADVANCED BEGINNER
DOMAIN 1: PROFESSIONAL VALUES AND CONDUCT OF THE NURSE
COMPETENCES

Criteria related to practicing safety, compassionately and professionally under the *close supervision* of a Preceptor/Associate Preceptor/Registered Nurse.

***P** – Participation: The nursing student becomes a participant rather than an observer with the support of the Preceptor where learning opportunities are identified in partnership.

****I** – Identification: The nursing student takes more responsibility for their own learning and participation and initiates appropriate action and evaluates same.

Yes = ✓ : Competence achieved., **No= X** : Competence not achieved.

*****Initials** – Initials of the Preceptor/Associate Preceptor or Practitioner Registered with NMBI.

1.1 Demonstrates safe, person-centred care		Not Achieved Sign/Date	Achieved	
			Sign/Date P*	Sign/Date I**
a.	Practices safely in delivering nursing interventions			
b.	Assesses risk for safe moving and handling when undertaking nursing care			
c.	Maintains safe hand hygiene			
d.	Adheres to regulations for infection prevention and control			
e.	Acts responsibly when / Discusses responding to emergency situations (<i>Please circle Acts or Discusses</i>)			
f.	Acts responsibly in situations of risk to protect vulnerable people			

1.2 Demonstrates compassion in providing nurse care		Not Achieved Sign/Date	Achieved	
			Sign/Date P*	Sign/Date I**
a.	Supports persons and vulnerable adults and their families with compassion and kindness through their health service experience and during periods of emotional distress			
b.	Acts in a professional manner that is attentive, sensitive and non-discriminatory towards persons and vulnerable adults and their families, respecting choice and diversity in culture, faith and social background			
c.	Assists persons and vulnerable adults and their families to maintain their dignity and wellbeing when undergoing diagnostic, nursing or medical procedures			

1.3 Demonstrates responsible and professional practice		Not Achieved Sign/Date	Achieved	
			Sign/Date P*	Sign/Date I**
a.	Clarifies with preceptor situations that are beyond the level of competence			
b.	Takes responsibility for completing delegated nursing interventions			
c.	Practices in accordance with local policies, procedures, protocols and guidelines (PPPGs)			
d.	Documents and reports nursing interventions in accordance with local policies, procedures, protocols and guidelines (PPPGs).			

DOMAIN 2: NURSING PRACTICE AND CLINICAL DECISION MAKING COMPETENCES

Criteria related to delivering effective, person-centred nursing care under the *close supervision* of a Preceptor/Associate Preceptor/Registered Nurse.

2.1 Assesses the person's nursing and health needs		Not Achieved Sign/Date	Achieved Sign/Date P* I**	
a.	Assists the Registered Nurse to take a nursing history on admission or as part of a re-assessment of a person's health needs			
b.	Reviews with the Registered Nurse information collated using an appropriate person-centred framework			
c.	Identifies within observations variations from normal health or development for the person			

2.2 Plans and prioritises person-centred nursing care		Not Achieved Sign/Date	Achieved Sign/Date P* I**	
a.	Assists a Registered Nurse to develop a person-centred nursing care plan			
b.	Identifies with Registered Nurse person-centred actual and potential goals			
c.	Identifies priorities for the structuring of person-centred goals within a care plan			
d.	Discusses an aspect of their care plan with the person concerned and immediate family members			

2.3 Undertakes nursing interventions		Not Achieved Sign/Date	Achieved Sign/Date P* I**	
a.	Supports the person and family to promote general health, emotional wellbeing and development			
b.	Assists the multidisciplinary team to deliver nursing interventions in accordance with a person-centred care plan			
c.	Assists the person to meet essential needs in accordance with a person-centred care plan			
d.	Carries out instructions in a responsible and timely manner in accordance with local PPPGs.			
e.	Records nursing interventions, observations and feedback from the person and family accurately and concisely			
f.	Demonstrates respect for privacy and confidentiality in the safeguarding of personal and clinical data in written, verbal and electronic record keeping			
g.	Uses clinical equipment safely, showing awareness of limitations and associated hazards in usage and disposal			
h.	Assists the Registered Nurse in the safe administration and management of medicines			

2.4 Evaluates person-centred nursing care		Not Achieved Sign/Date	Achieved Sign/Date	
			P*	I**
a.	Reviews with the Registered Nurse nursing observations, clinical data and feedback from the person and multidisciplinary team to evaluate the plan of care			
b.	Assists the Registered Nurse in gathering accurate information and in the evaluation of the person-centred care plan			
c.	Assists the Registered Nurse to review and revise the planned outcomes or nursing interventions for a person or vulnerable adult's plan of nursing care			
d.	Assists the Registered Nurse to carry out a re-assessment of a person's nursing and healthcare needs			

2.5 Utilises clinical judgement		Not Achieved Sign/Date	Achieved Sign/Date	
			P*	I**
a.	Recognises and reports if a person's physical, psychological or developmental condition is deteriorating			
b.	Assists the multidisciplinary team in response to fundamental changes to a person's optimal health status			
c.	Demonstrates / Discusses how to act in an emergency and to administer essential life-saving intervention to a person (<i>Please circle either demonstrates or discusses</i>)			
d.	Identifies situations and the process for referral for specialist intervention in response to fundamental changes in a person's health status			

DOMAIN 3: NURSING KNOWLEDGE AND COGNITIVE COMPETENCES

Criteria related to the application of knowledge and understanding of the health continuum and of principles from health and life sciences underpinning practice under the *close supervision* of a Preceptor/Associate Preceptor/Registered Nurse.

3.1 Practices from a competent knowledge base		Not Achieved Sign/Date	Achieved Sign/Date P* I**	
a.	Identifies with reference to best practice guidelines an intervention to meet a person's nursing or health goal			
b.	Applies knowledge of human development in relation to the human and life sciences to the functioning of a person in meeting their nursing and health needs			
c.	Safely and accurately carries out medication calculations and management with particular regard to the vulnerability of persons in receipt of healthcare			
d.	Sources information relevant to nursing intervention in this practice placement			
e.	Outlines to the Registered Nurse vulnerabilities and co-morbidities commonly associated with a person's health and nursing care in this practice placement			
f.	Identifies a potential nursing approach to an ethical dilemma encountered in this practice placement			
g.	Discusses with Registered Nurse the influence of legislation on the nursing care of a person in this practice placement			
h.	Discusses one aspect of nursing care that is subject to quality audit			

3.2 Uses critical thinking and reflection to inform practice		Not Achieved Sign/Date	Achieved Sign/Date P* I**	
a.	Identifies examples of policies, procedures, protocols and guidelines (PPPGs) for application to a specific aspect of nursing care relevant to this practice placement			
b.	Reflects using a Gibbs (1988) cycle of reflection on a situation found to be challenging within this practice placement			

DOMAIN 4: COMMUNICATION AND INTERPERSONAL COMPETENCES

Criteria related to effective communication and empathic interpersonal skills under the *close supervision* of a Preceptor/Associate Preceptor/Registered Nurse.

4.1 Communicates in a person-centred manner		Not Achieved Sign/Date	Achieved Sign/Date Sign/Date P* I**	
a.	Demonstrates the ability to listen, seek clarification and to carry out instructions safely			
b.	Discusses the principles of cultural diversity, dignity and autonomy			
c.	Demonstrates active listening skills and responses when communicating with a person with emotional, sensory, intellectual or cultural communication difficulties			
d.	Uses person-centred communication strategies that demonstrate respect for the rights and choices of a person and their family			
e.	Provides emotional support to a person and their primary carer when undertaking nursing interventions and procedures			
f.	Engages with a person and immediate family regarding their experience of nursing interventions and health procedures			
g.	Assists a person to develop self-management skills in an aspect of healthcare			

4.2 Communicates accurately with the healthcare team		Not Achieved Sign/Date	Achieved Sign/Date Sign/Date P* I**	
a.	Communicates clearly with other members of the multidisciplinary team			
b.	Demonstrates safe and effective communication skills, in oral, written and electronic modes			
c.	Uses professional nursing terminology and accurately reports, records and documents clinical observations			
d.	Discusses when and how to make a referral for a person who requires language translators, interpreters or communication supports			
e.	Assists a Registered Nurse in discharge planning or transition arrangements in liaison with the community or other members of the multidisciplinary team			

DOMAIN 5: NURSING MANAGEMENT AND TEAM COMPETENCES

Criteria related to the application of management and team working competence under the *close supervision* of a Preceptor/Associate Preceptor/Registered Nurse.

5.1 Practices in a collaborative manner		Not Achieved Sign/Date	Achieved Sign/Date P* Sign/Date I**	
a.	Interacts with members of the multidisciplinary team in a collaborative partnership			
b.	Develops a professional relationship with members of the multidisciplinary team to coordinate an aspect of a person's care			

5.2 Manages team, others and self safely		Not Achieved Sign/Date	Achieved Sign/Date P* Sign/Date I**	
a.	Demonstrates organisation in preparation for carrying out nursing interventions			
b.	Promotes a safe and therapeutic environment for a person			
c.	Recognises situations that potentially challenge self or others, identifying actions to reduce risk			
d.	Recognises risks and hazards associated with nursing interventions and escalates these to Registered Nurse as appropriate			

DOMAIN 6: LEADERSHIP POTENTIAL AND PROFESSIONAL SCHOLARSHIP COMPETENCES

Criteria related to effective leadership potential and self-awareness under the *close supervision* of a Preceptor/Associate Preceptor/Registered Nurse.

6.1 Develops leadership potential		Not Achieved Sign/Date	Achieved Sign/Date P* Sign/Date I**	
a.	Utilises feedback, supervision and appraisal constructively to enhance self-awareness and proficiency			
b.	Acknowledges personal and professional responsibility for own actions			
6.2 Develops professional scholarship		Not Achieved Sign/Date	Achieved Sign/Date P* Sign/Date I**	
a.	Identifies learning needs with a Preceptor/Associate Preceptor			
b.	Applies learning derived from supervision or preceptor feedback to enhance own practice setting			

**NMBI National Competence Assessment Document – YEAR TWO
Competence Assessment Interviews**

PRACTICE PLACEMENT: FINAL INTERVIEW

To be completed by the Nursing Student:

Nursing student’s review of progress during practice placement (refer to original practice placement learning outcomes and nursing student reflection)

To be completed by the Preceptor/Associate Preceptor:

Preceptor/Associate Preceptor’s review of nursing student’s progress during practice placement (refer to original practice placement learning outcomes and nursing student reflection)

Competence achieved (Please Circle as Appropriate)

		Yes	No*
Preceptor signature			
Nursing student signature			
Date			

*If no, please indicate the domains and indicators which were not achieved. Contact the CPC in line with local HEI’s policy and procedures.

**NMBI National Competence Assessment Document – YEAR TWO
Competence Assessment Interviews**

**Domains and Indicators that were not achieved by the Nursing Student in this
Practice Placement**

Preceptor signature		Date:	
Nursing student signature		Date:	
CPC/ HEI signature		Date:	

Additional Supportive Interview

Student's view of his/her progress

Preceptor's concern about student's progress

Decisions reached

Student signature

Date

Preceptor signature

Date

Review Date:

Comment:

Student signature

Date

Preceptor signature

Date

SUPPORTIVE LEARNING PLAN FOR PRACTICE PLACEMENT

Student Name: _____ **Intake Year:** _____
I.D Number: _____
Practice Placement Area: _____
Practice Placement Dates: From _____ **To** _____
Preceptor/Associate Preceptor Name & Grade: _____
Date _____ **Time** _____

List all persons present:

Description of specific concern/s as described by Student and Preceptor
(Link specific concerns with the Domains).

Agreed Goals
(Suggested and recommended methods to facilitate achievement of Domains)

Continue on next page

Evaluation of agreed goals

Student Signature: _____

Preceptor Signature: _____

Link Lecturer: _____

Clinical Placement Coordinator: _____

Clinical Nurse Manager: _____

Review Date Agreed: _____

Date of Review Meeting: _____

Evaluation of agreed goals in the event of an open SLP

Student Signature: _____

Preceptor Signature: _____

Link Lecturer: _____

Clinical Placement Coordinator: _____

Clinical Nurse Manager: _____

**BSc Nursing (Integrated Children's and General)
Practice Placement Year Two
(4 weeks or more)**

General Placement Only

**NMBI National Competence Assessment Document – YEAR TWO
Signature Bank**

**PRECEPTORS/ASSOCIATE PRECEPTORS/REGISTERED NURSES
SIGNATURE SHEET**

All Preceptors/Associate Preceptors/Registered Nurses signing nursing student documentation should insert their details below, as indicated.

Name of Preceptor/Associate Preceptor/Registered Nurse (PRINT NAME)	Signature	Initials	Practice Placement Area

Completing this grid is a requirement for any professional who is signing the National Competence Assessment Document or making an entry.

**NMBI National Competence Assessment Document – YEAR TWO
Practice Placement Details**

This is a sample attendance record and will be operationalised in each HEI in accordance with local policy and procedures.

Name of practice placement	
Number of weeks in this practice placement	
Type of practice placement	
Name of the health service provider	
Phone number of placement	
Name of CNM	
Name of Preceptor	
Name of Associate Preceptor	
Name of CPC	

**NMBI National Competence Assessment Document – YEAR TWO
Self-Evaluation**

**PRACTICE PLACEMENT: SELF-EVALUATION OF LEARNING NEEDS
AND EXPECTATIONS**

To be completed by the undergraduate nursing student prior to practice placement, incorporating theory and clinical skills learning to date. Learning plan agreed with Preceptor/Associate Preceptor for practice placement (in accordance with the practice placement learning outcomes). See Appendix 1 in Guidelines for the National Competence Assessment Document.

The previous applicable experiences that I bring with me to this practice placement are ...

The learning outcomes and opportunities that I hope to achieve during this practice placement are ...

Any concerns that I have about this practice placement are ...

The relevant theoretical and practical learning that I bring to this practice placement are ...

**NMBI National Competence Assessment Document – YEAR TWO
Competence Assessment Interviews**

PRACTICE PLACEMENT: PRELIMINARY INTERVIEW
(Must be completed within the first 2 days)

Name of Preceptor			
Name of Associate Preceptor			
To be completed by the Nursing Student:			
Learning needs identified by the nursing student (refer to practice placement learning outcomes)			
To be completed by the Preceptor/Associate Preceptor:			
Learning plan agreed with Preceptor/Associate Preceptor for practice placement (in accordance with the practice placement learning outcomes)			
Orientation to practice placement and Practice placement learning outcomes		Date:	
Nursing student signature		Date:	
Preceptor/Associate Preceptor signature		Date:	
Proposed date for mid interview			
Proposed date for the final interview			

**NMBI National Competence Assessment Document – YEAR TWO
Competence Assessment Interviews**

PRACTICE PLACEMENT: MID INTERVIEW

To be completed by the Nursing Student:

Nursing student’s review of progress during practice placement to date (refer to practice placement learning outcomes)

To be completed by the Preceptor/Associate Preceptor:

Preceptor/Associate Preceptor’s review of nursing student’s progress during practice placement to date (in accordance with the practice placement learning outcomes)

Nursing student signature		Date:	
Preceptor/Associate Preceptor signature		Date:	
Does the nursing student require additional learning support to achieve competences?	Yes*	No	
CPC signature (if yes above)		Date:	

*If yes, contact CPC and adhere to local HEI policy and procedures

**NMBI National Competence Assessment Document – YEAR TWO
Competence Assessment Interviews (Reflection)**

**REFLECTIVE PRACTICE: NURSING STUDENT REFLECTION USING GIBBS
MODEL OF REFLECTION (1988)**

As part of the nursing student’s competence assessment, the nursing student is required to complete ONE piece of reflective writing per practice placement regardless of the duration of the placement. The purpose of reflective writing is to demonstrate learning. The reflective writing is to provide one source of evidence relevant to the learning that has been achieved and must be linked to the practice placement learning outcomes in a particular domain. The nursing student should follow the template provided in the national competence assessment document. The nursing student, Preceptor/ CPC/ Link Academic Staff must ensure that **Children, Persons, Service Users or Staff are not identifiable in the reflective writing piece**. Reflection must relate to situations encountered by the nursing student in this practice placement.

Description – What happened?

Feelings – What were you thinking and feeling?

Evaluation – What was good and bad about the experience?

Analysis – What sense can you make of the situation?

Conclusion – What else could you have done?

Action plan – If it arose again, what would you do?

Nursing student signature

Date:

Preceptor/Associate Preceptor
signature

Date:

BSc. Nursing Students
Reflection Time Record Sheet

During clinical placements each student is expected to complete **5 hours** of reflective time per week, to augment their learning. This can be spent outside the practice placement area. This is a record of how the student spent this time. Include an account of any of the following: Reflection/Self-Directed Study/Directed Learning/Problem Solving Activities

Note: only one row to be used per week of placement to account for the 5 hours spent on reflective time per week.

Date	Activity Theme/Reflection Topic	Student Signature	Total Hours

**NMBI National Competence Assessment Document – YEAR TWO
Competence Assessment Interviews**

PRACTICE PLACEMENT: PROGRESS NOTES

(Performing at Year 2 Level of Competence)

These are sample progress notes and will be operationalised in each HEI in accordance with local HEI policy and procedures.

Preceptor/Associate Preceptor can use this space to write any progress notes they may have on nursing student's development of competencies

Signature		Date	
/			
Signature		Date	
/			
Signature		Date	
/			
Signature		Date	

NMBI National Competence Assessment Document – YEAR TWO

Six Domains of Competence

NMBI have determined that to practice safely and effectively as a Registered Nurse, a nursing student must demonstrate competence in the following Six Domains of Competence:

1. Professional Values and Conduct of the Nurse Competences
2. Nursing Practice and Clinical Decision Making Competences
3. Knowledge and Cognitive Competences
4. Communication and Interpersonal Competences
5. Management and Team Competences
6. Leadership Potential and Professional Scholarship Competences

Competence is defined as the attainment of knowledge, intellectual capacities, practice skills, integrity and professional and ethical values required for safe, accountable and effective practice as a Registered Nurse. To assist in determining if a nursing student has met the required level of competence, NMBI has detailed performance criteria for each domain and relevant indicators which demonstrate if the performance criteria have been met (NMBI 2016).

Year 2: This level recognises that the undergraduate nursing student is an **advanced beginner** and has exposure and/or participation in the provision of care in the practice environment. The undergraduate nursing student needs both the assistance and **close supervision** of the Registered Nurse while participating in the provision of person-centred nursing. *Close supervision is defined as the presence or close proximity to the undergraduate nursing student while providing delegated nursing care to children/persons/service users and supports family members (NMBI 2016).* Frequent prompting may be required to support the nursing student in the provision of person-centred nursing and in the identification of its underpinning evidence. The nursing student begins to identify learning needs through discussion with the Preceptor/Associate Preceptor.

In Year 2, at the end of each practice placement, nursing students have to achieve all domains and all indicators at participation and/or identification level in line with local HEI policy and procedures.

Advanced Beginner
The nursing student demonstrates acceptable performance based on previous experience gained in real clinical situations.

Participation
The nursing student becomes a participant rather than an observer with the support of the preceptor where learning opportunities are identified in partnership.
Identification
The nursing student takes more responsibility for their own learning and participation and initiates appropriate action and evaluates the same.

NMBI National Competence Assessment Document – YEAR TWO: ADVANCED BEGINNER
DOMAIN 1: PROFESSIONAL VALUES AND CONDUCT OF THE NURSE
COMPETENCES

Criteria related to practicing safety, compassionately and professionally under the *close supervision* of a Preceptor/Associate Preceptor/Registered Nurse.

***P** – Participation: The nursing student becomes a participant rather than an observer with the support of the Preceptor where learning opportunities are identified in partnership.

****I** – Identification: The nursing student takes more responsibility for their own learning and participation and initiates appropriate action and evaluates same.

Yes = ✓ : Competence achieved., **No = X** : Competence not achieved.

*****Initials** – Initials of the Preceptor/Associate Preceptor or Practitioner Registered with NMBI.

1.1 Demonstrates safe, person-centred care		Not Achieved	Achieved	
		Sign/Date	Sign/Date P*	Sign/Date I**
a.	Practices safely in delivering nursing interventions			
b.	Assesses risk for safe moving and handling when undertaking nursing care			
c.	Maintains safe hand hygiene			
d.	Adheres to regulations for infection prevention and control			
e.	Acts responsibly when / Discusses responding to emergency situations (<i>Please circle Acts or Discusses</i>)			
f.	Acts responsibly in situations of risk to protect vulnerable people			

1.2 Demonstrates compassion in providing nurse care		Not Achieved	Achieved	
		Sign/Date	Sign/Date P*	Sign/Date I**
a.	Supports persons and vulnerable adults and their families with compassion and kindness through their health service experience and during periods of emotional distress			
b.	Acts in a professional manner that is attentive, sensitive and non-discriminatory towards persons and vulnerable adults and their families, respecting choice and diversity in culture, faith and social background			
c.	Assists persons and vulnerable adults and their families to maintain their dignity and wellbeing when undergoing diagnostic, nursing or medical procedures			

1.3 Demonstrates responsible and professional practice		Not Achieved	Achieved	
		Sign/Date	Sign/Date P*	Sign/Date I**
a.	Clarifies with preceptor situations that are beyond the level of competence			
b.	Takes responsibility for completing delegated nursing interventions			
c.	Practices in accordance with local policies, procedures, protocols and guidelines (PPPGs)			
d.	Documents and reports nursing interventions in accordance with local policies, procedures, protocols and guidelines (PPPGs).			

DOMAIN 2: NURSING PRACTICE AND CLINICAL DECISION MAKING COMPETENCES

Criteria related to delivering effective, person-centred nursing care under the *close supervision* of a Preceptor/Associate Preceptor/Registered Nurse.

2.1 Assesses the person's nursing and health needs		Not Achieved Sign/Date	Achieved Sign/Date P*	Sign/Date I**
a.	Assists the Registered Nurse to take a nursing history on admission or as part of a re-assessment of a person's health needs			
b.	Reviews with the Registered Nurse information collated using an appropriate person-centred framework			
c.	Identifies within observations variations from normal health or development for the person			
2.2 Plans and prioritises person-centred nursing care		Not Achieved Sign/Date	Achieved Sign/Date P*	Sign/Date I**
a.	Assists a Registered Nurse to develop a person-centred nursing care plan			
b.	Identifies with Registered Nurse person-centred actual and potential goals			
c.	Identifies priorities for the structuring of person-centred goals within a care plan			
d.	Discusses an aspect of their care plan with the person concerned and immediate family members			
2.3 Undertakes nursing interventions		Not Achieved Sign/Date	Achieved Sign/Date P*	Sign/Date I**
a.	Supports the person and family to promote general health, emotional wellbeing and development			
b.	Assists the multidisciplinary team to deliver nursing interventions in accordance with a person-centred care plan			
c.	Assists the person to meet essential needs in accordance with a person-centred care plan			
d.	Carries out instructions in a responsible and timely manner in accordance with local PPPGs.			
e.	Records nursing interventions, observations and feedback from the person and family accurately and concisely			
f.	Demonstrates respect for privacy and confidentiality in the safeguarding of personal and clinical data in written, verbal and electronic record keeping			
g.	Uses clinical equipment safely, showing awareness of limitations and associated hazards in usage and disposal			
h.	Assists the Registered Nurse in the safe administration and management of medicines			

2.4 Evaluates person-centred nursing care		Not Achieved Sign/Date	Achieved Sign/Date Sign/Date P* I**	
a.	Reviews with the Registered Nurse nursing observations, clinical data and feedback from the person and multidisciplinary team to evaluate the plan of care			
b.	Assists the Registered Nurse in gathering accurate information and in the evaluation of the person-centred care plan			
c.	Assists the Registered Nurse to review and revise the planned outcomes or nursing interventions for a person or vulnerable adult's plan of nursing care			
d.	Assists the Registered Nurse to carry out a re-assessment of a person's nursing and healthcare needs			

2.5 Utilises clinical judgement		Not Achieved Sign/Date	Achieved Sign/Date Sign/Date P* I**	
a.	Recognises and reports if a person's physical, psychological or developmental condition is deteriorating			
b.	Assists the multidisciplinary team in response to fundamental changes to a person's optimal health status			
c.	Demonstrates / Discusses how to act in an emergency and to administer essential life-saving intervention to a person (<i>Please circle either Demonstrates or Discusses</i>)			
d.	Identifies situations and the process for referral for specialist intervention in response to fundamental changes in a person's health status			

DOMAIN 3: NURSING KNOWLEDGE AND COGNITIVE COMPETENCES

Criteria related to the application of knowledge and understanding of the health continuum and of principles from health and life sciences underpinning practice under the *close supervision* of a Preceptor/Associate Preceptor/Registered Nurse.

3.1 Practices from a competent knowledge base		Not Achieved Sign/Date	Achieved Sign/Date P* I**	
a.	Identifies with reference to best practice guidelines an intervention to meet a person's nursing or health goal			
b.	Applies knowledge of human development in relation to the human and life sciences to the functioning of a person in meeting their nursing and health needs			
c.	Safely and accurately carries out medication calculations and management with particular regard to the vulnerability of persons in receipt of healthcare			
d.	Sources information relevant to nursing intervention in this practice placement			
e.	Outlines to the Registered Nurse vulnerabilities and co-morbidities commonly associated with a person's health and nursing care in this practice placement			
f.	Identifies a potential nursing approach to an ethical dilemma encountered in this practice placement			
g.	Discusses with Registered Nurse the influence of legislation on the nursing care of a person in this practice placement			
h.	Discusses one aspect of nursing care that is subject to quality audit			

3.2 Uses critical thinking and reflection to inform practice		Not Achieved Sign/Date	Achieved Sign/Date P* I**	
a.	Identifies examples of policies, procedures, protocols and guidelines (PPPGs) for application to a specific aspect of nursing care relevant to this practice placement			
b.	Reflects using a Gibbs (1988) cycle of reflection on a situation found to be challenging within this practice placement			

DOMAIN 4: COMMUNICATION AND INTERPERSONAL COMPETENCES

Criteria related to effective communication and empathic interpersonal skills under the *close supervision* of a Preceptor/Associate Preceptor/Registered Nurse.

4.1 Communicates in a person-centred manner		Not Achieved Sign/Date	Achieved Sign/Date	
			P*	I**
a.	Demonstrates the ability to listen, seek clarification and to carry out instructions safely			
b.	Discusses the principles of cultural diversity, dignity and autonomy			
c.	Demonstrates active listening skills and responses when communicating with a person with emotional, sensory, intellectual or cultural communication difficulties			
d.	Uses person-centred communication strategies that demonstrate respect for the rights and choices of a person and their family			
e.	Provides emotional support to a person and their primary carer when undertaking nursing interventions and procedures			
f.	Engages with a person and immediate family regarding their experience of nursing interventions and health procedures			
g.	Assists a person to develop self-management skills in an aspect of healthcare			

4.2 Communicates accurately with the healthcare team		Not Achieved Sign/Date	Achieved Sign/Date	
			P*	I**
a.	Communicates clearly with other members of the multidisciplinary team			
b.	Demonstrates safe and effective communication skills, in oral, written and electronic modes			
c.	Uses professional nursing terminology and accurately reports, records and documents clinical observations			
d.	Discusses when and how to make a referral for a person who requires language translators, interpreters or communication supports			
e.	Assists a Registered Nurse in discharge planning or transition arrangements in liaison with the community or other members of the multidisciplinary team			

DOMAIN 5: NURSING MANAGEMENT AND TEAM COMPETENCES

Criteria related to the application of management and team working competence under the *close supervision* of a Preceptor/Associate Preceptor/Registered Nurse.

5.1 Practices in a collaborative manner		Not Achieved Sign/Date	Achieved Sign/Date Sign/Date P* I**	
a.	Interacts with members of the multidisciplinary team in a collaborative partnership			
b.	Develops a professional relationship with members of the multidisciplinary team to coordinate an aspect of a person's care			

5.2 Manages team, others and self safely		Not Achieved Sign/Date	Achieved Sign/Date Sign/Date P* I**	
a.	Demonstrates organisation in preparation for carrying out nursing interventions			
b.	Promotes a safe and therapeutic environment for a person			
c.	Recognises situations that potentially challenge self or others, identifying actions to reduce risk			
d.	Recognises risks and hazards associated with nursing interventions and escalates these to Registered Nurse as appropriate			

DOMAIN 6: LEADERSHIP POTENTIAL AND PROFESSIONAL SCHOLARSHIP COMPETENCES

Criteria related to effective leadership potential and self-awareness under the *close supervision* of a Preceptor/Associate Preceptor/Registered Nurse.

6.1 Develops leadership potential		Not Achieved Sign/Date	Achieved Sign/Date Sign/Date P* I**	
a.	Utilises feedback, supervision and appraisal constructively to enhance self-awareness and proficiency			
b.	Acknowledges personal and professional responsibility for own actions			
6.2 Develops professional scholarship		Not Achieved Sign/Date	Achieved Sign/Date Sign/Date P* I**	
a.	Identifies learning needs with a Preceptor/Associate Preceptor			
b.	Applies learning derived from supervision or preceptor feedback to enhance own practice setting			

NMBI National Competence Assessment Document – YEAR TWO

Competence Assessment Interviews

PRACTICE PLACEMENT: FINAL INTERVIEW

To be completed by the Nursing Student:

Nursing student’s review of progress during practice placement (refer to original practice placement learning outcomes and nursing student reflection)

To be completed by the Preceptor/Associate Preceptor:

Preceptor/Associate Preceptor’s review of nursing student’s progress during practice placement (refer to original practice placement learning outcomes and nursing student reflection)

Competence achieved (Please Circle as Appropriate)

Yes		No*	
Preceptor signature			
Nursing student signature			
Date			

*If no, please indicate the domains and indicators which were not achieved. Contact the CPC in line with local HEI’s policy and procedures.

**NMBI National Competence Assessment Document – YEAR TWO
Competence Assessment Interviews**

**Domains and Indicators that were not achieved by the Nursing Student in this Practice
Placement**

Preceptor signature		Date:	
Nursing student signature		Date:	
CPC/ HEI signature		Date:	

Additional Supportive Interview

Student's view of his/her progress

Preceptor's concern about student's progress

Decisions reached

Student signature

Date

Preceptor signature

Date

Review Date:

Comment:

Student signature

Date

Preceptor signature

Date

SUPPORTIVE LEARNING PLAN FOR PRACTICE PLACEMENT

Student Name: _____ **Intake Year:** _____
I.D Number: _____
Practice Placement Area: _____
Practice Placement Dates: From _____ **To** _____
Preceptor/Associate Preceptor Name & Grade: _____
Date _____ **Time** _____

List all persons present:

Description of specific concern/s as described by Student and Preceptor
(Link specific concerns with the Domains).

Agreed Goals
(Suggested and recommended methods to facilitate achievement of Domains)

Continue on next page

Evaluation of agreed goals

Student Signature: _____

Preceptor Signature: _____

Link Lecturer: _____

Clinical Placement Coordinator: _____

Clinical Nurse Manager: _____

Review Date Agreed: _____

Date of Review Meeting: _____

Evaluation of agreed goals in the event of an open SLP

Student Signature: _____

Preceptor Signature: _____

Link Lecturer: _____

Clinical Placement Coordinator: _____

Clinical Nurse Manager: _____

**BSc Nursing (Integrated Children's and General)
Practice Placement Year Two
(4 weeks or more)**

Children's Placement Only

**NMBI National Competence Assessment Document – YEAR TWO
Signature Bank**

**PRECEPTORS/ASSOCIATE PRECEPTORS/REGISTERED NURSES
SIGNATURE SHEET**

All Preceptors/Associate Preceptors/Registered Nurses signing nursing student documentation should insert their details below, as indicated.

Name of Preceptor/Associate Preceptor/Registered Nurse (PRINT NAME)	Signature	Initials	Practice Placement Area

Completing this grid is a requirement for any professional who is signing the National Competence Assessment Document or making an entry.

**NMBI National Competence Assessment Document – YEAR TWO
Practice Placement Details and Attendance Record**

This is a sample attendance record and will be operationalised in each HEI in accordance with local policy and procedures.

Name of practice placement	
Number of weeks in this practice placement	
Type of practice placement	
Name of the health service provider	
Phone number of placement	
Name of CNM	
Name of Preceptor	
Name of Associate Preceptor	
Name of CPC	

**NMBI National Competence Assessment Document – YEAR TWO
Self-Evaluation**

**PRACTICE PLACEMENT: SELF-EVALUATION OF LEARNING NEEDS
AND EXPECTATIONS**

To be completed by the undergraduate nursing student prior to practice placement, incorporating theory and clinical skills learning to date. Learning plan agreed with Preceptor/Associate Preceptor for practice placement (in accordance with the practice placement learning outcomes). See Appendix 1 in Guidelines for the National Competence Assessment Document.

The previous applicable experiences that I bring with me to this practice placement are ...

The learning outcomes and opportunities that I hope to achieve during this practice placement are ...

Any concerns that I have about this practice placement are ...

The relevant theoretical and practical learning that I bring to this practice placement are ...

**NMBI National Competence Assessment Document – YEAR TWO
Competence Assessment Interviews**

**PRACTICE PLACEMENT: PRELIMINARY INTERVIEW
(Must be completed within the first 2 days)**

Name of Preceptor			
Name of Associate Preceptor			
To be completed by the Nursing Student:			
Learning needs identified by the nursing student (refer to practice placement learning outcomes)			
To be completed by the Preceptor/Associate Preceptor:			
Learning plan agreed with Preceptor/Associate Preceptor for practice placement (in accordance with the practice placement learning outcomes)			
Orientation to practice placement and Practice placement learning outcomes		Date:	
Nursing student signature		Date:	
Preceptor/Associate Preceptor signature		Date:	
Proposed date for mid interview			
Proposed date for the final interview			

**NMBI National Competence Assessment Document – YEAR TWO
Competence Assessment Interviews**

PRACTICE PLACEMENT: MID INTERVIEW

To be completed by the Nursing Student:

Nursing student’s review of progress during practice placement to date (refer to practice placement learning outcomes)

To be completed by the Preceptor/Associate Preceptor:

Preceptor/Associate Preceptor’s review of nursing student’s progress during practice placement to date (in accordance with the practice placement learning outcomes)

Nursing student signature		Date:	
Preceptor/Associate Preceptor signature		Date:	
Does the nursing student require additional learning support to achieve competences?	Yes*	No	
CPC signature (if yes above)		Date:	

*If yes, contact CPC and adhere to local HEI policy and procedures

NMBI National Competence Assessment Document – YEAR TWO
Competence Assessment Interviews (Reflection)

**REFLECTIVE PRACTICE: NURSING STUDENT REFLECTION USING GIBBS
MODEL OF REFLECTION (1988)**

As part of the nursing student’s competence assessment, the nursing student is required to complete ONE piece of reflective writing per practice placement regardless of the duration of the placement. The purpose of reflective writing is to demonstrate learning. The reflective writing is to provide one source of evidence relevant to the learning that has been achieved and must be linked to the practice placement learning outcomes in a particular domain. The nursing student should follow the template provided in the national competence assessment document. The nursing student, Preceptor/ CPC/ Link Academic Staff must ensure that **Children, Persons, Service Users or Staff are not identifiable in the reflective writing piece**. Reflection must relate to situations encountered by the nursing student in this practice placement.

Description – What happened?

Feelings – What were you thinking and feeling?

Evaluation – What was good and bad about the experience?

Analysis – What sense can you make of the situation?

Conclusion – What else could you have done?

Action plan – If it arose again, what would you do?

Nursing student signature

Date:

Preceptor/Associate Preceptor
signature

Date:

BSc. Nursing Students
Reflection Time Record Sheet

During clinical placements each student is expected to complete **5 hours** of reflective time per week, to augment their learning. This can be spent outside the practice placement area. This is a record of how the student spent this time. Include an account of any of the following: Reflection/Self-Directed Study/Directed Learning/Problem Solving Activities

Note: only one row to be used per week of placement to account for the 5 hours spent on reflective time per week.

Date	Activity Theme/Reflection Topic	Student Signature	Total Hours

**NMBI National Competence Assessment Document – YEAR TWO
Competence Assessment Interviews**

PRACTICE PLACEMENT: PROGRESS NOTES
(Performing at Year 2 Level of Competence)

These are sample progress notes and will be operationalised in each HEI in accordance with local policy. Preceptor/Associate Preceptor can use this space to write any progress notes they may have on nursing student's development of competencies.

Signature		Date	
Signature		Date	
Signature		Date	
Signature		Date	

NMBI National Competence Assessment Document – YEAR TWO

Six Domains of Competence

NMBI have determined that to practice safely and effectively as a Registered Nurse, a nursing student must demonstrate competence in the following Six Domains of Competence:

1. Professional Values and Conduct of the Nurse Competences
2. Nursing Practice and Clinical Decision Making Competences
3. Knowledge and Cognitive Competences
4. Communication and Interpersonal Competences
5. Management and Team Competences
6. Leadership Potential and Professional Scholarship Competences

Competence is defined as the attainment of knowledge, intellectual capacities, practice skills, integrity and professional and ethical values required for safe, accountable and effective practice as a Registered Nurse. To assist in determining if a nursing student has met the required level of competence, NMBI has detailed performance criteria for each domain and relevant indicators which demonstrate if the performance criteria have been met (NMBI 2016).

Year 2: This level recognises that the undergraduate nursing student is an **advanced beginner** and has exposure and/or participation in the provision of care in the practice environment. The undergraduate nursing student needs both the assistance and **close supervision** of the Registered Nurse while participating in the provision of person-centred nursing. *Close supervision is defined as the presence or close proximity to the undergraduate nursing student whilst providing delegated nursing care to children/persons/service users and supports family members (NMBI 2016).* Frequent prompting may be required to support the nursing student in the provision of person-centred nursing and in the identification of its underpinning evidence. The nursing student begins to identify learning needs through discussion with the Preceptor/Associate Preceptor.

In Year 2, at the end of each practice placement, nursing students have to achieve all domains and all indicators at participation and/or identification level in line with local HEI's policy and procedures.

Advanced Beginner

The nursing student demonstrates acceptable performance based on previous experience gained in real clinical situations.

Participation

The nursing student becomes a participant rather than an observer with the support of the preceptor where learning opportunities are identified in partnership.

Identification

The nursing student takes more responsibility for their own learning and participation and initiates appropriate action and evaluates the same.

NMBI National Competence Assessment Document – YEAR TWO: ADVANCED BEGINNER
DOMAIN 1: PROFESSIONAL VALUES AND CONDUCT OF THE NURSE
COMPETENCES

Criteria related to practicing safety, compassionately and professionally under the *close supervision* of a Preceptor/Associate Preceptor/Registered Nurse.

***P** – Participation: The nursing student becomes a participant rather than an observer with the support of the Preceptor where learning opportunities are identified in partnership.

****I** – Identification: The nursing student takes more responsibility for their own learning and participation and initiates appropriate action and evaluates same.

Yes = ✓ : Competence achieved.

No = X : Competence not achieved.

*****Initials** – Initials of the Preceptor/Associate Preceptor or Practitioner Registered with NMBI.

1.1 Demonstrates safe, person-centred care		Not Achieved	Achieved	
		Sign/Date	Sign/Date P*	Sign/Date I**
a.	Practices safely in delivering nursing interventions			
b.	Assesses risk for safe moving and handling when undertaking nursing care			
c.	Maintains safe hand hygiene			
d.	Adheres to regulations for infection prevention and control			
e.	Acts responsibly when / Discusses responding to emergency situations (<i>Please circle Acts or Discusses</i>)			
f.	Acts responsibly to situations of risk to protect children and young people			

1.2 Demonstrates compassion in providing nurse care		Not Achieved	Achieved	
		Sign/Date	Sign/Date P*	Sign/Date I**
a.	Supports children, young people and their families with compassion and kindness through their health service experience and during periods of emotional distress			
b.	Acts in a professional manner that is attentive, sensitive and non-discriminatory towards children, young people and their families respecting choice and diversity in culture, faith and social background			
c.	Assists children, young people and their families to maintain their dignity and wellbeing when undergoing diagnostic, nursing or medical procedures			

1.3 Demonstrates responsible and professional practice		Not Achieved	Achieved	
		Sign/Date	Sign/Date P*	Sign/Date I**
a.	Clarifies with the Registered Nurse situations that are beyond the level of competence			
b.	Takes responsibility for completing delegated nursing interventions			
c.	Practices in accordance with local policies, procedures, protocols and guidelines (PPPGs)			
d.	Documents and reports nursing interventions in accordance with local policies, procedures, protocols and guidelines (PPPGs).			

DOMAIN 2: NURSING PRACTICE AND CLINICAL DECISION MAKING COMPETENCES

Criteria related to delivering effective, person-centred nursing care under the *close supervision* of a Preceptor/Associate Preceptor/Registered Nurse.

2.1 Assesses the person's nursing and health needs		Not Achieved Sign/Date	Achieved Sign/Date P* I**	
a.	Assists the Registered Nurse to take a nursing history on admission or as part of a re-assessment of a child and young person's health needs			
b.	Reviews with the Registered Nurse information collated using an appropriate child and family-centred framework			
c.	Identifies within observations variations from normal health or development for the child or young person			

2.2 Plans and prioritises person-centred nursing care		Not Achieved Sign/Date	Achieved Sign/Date P* I**	
a.	Assists a Registered Nurse to develop a child and family-centred nursing care plan			
b.	Identifies with the Registered Nurse child and family-centred actual and potential goals			
c.	Identifies priorities for the structuring of child and family-centred goals within a care plan			
d.	Discusses an aspect of their care plan with the child or young person concerned and family members/ primary carer			

2.3 Undertakes nursing interventions		Not Achieved Sign/Date	Achieved Sign/Date Sign/Date P* I**	
a.	Supports the child or young person and family to promote general health, emotional wellbeing and development			
b.	Assists the multidisciplinary team to deliver nursing interventions in accordance with a child and family-centred care plan			
c.	Assists the child or young person to meet essential needs in accordance with a child and family-centred care plan			
d.	Carries out instructions in a responsible and timely manner in accordance with local PPPGs.			
e.	Records nursing interventions, observations and feedback from the child or young person and family/ primary carer accurately and concisely			
f.	Demonstrates respect for privacy and confidentiality in the safeguarding of personal and clinical data in written, verbal and electronic record keeping			
g.	Uses clinical equipment safely, showing awareness of limitations and associated hazards in usage and disposal			
h.	Assists the Registered Nurse in the safe administration and management of medicines			

NMBI National Competence Assessment Document – YEAR TWO: ADVANCED BEGINNER

2.4 Evaluates person-centred nursing care		Not Achieved Sign/Date	Achieved Sign/Date Sign/Date P* I**	
a.	Reviews with the Registered Nurse nursing observations, clinical data and feedback from the child or young person and multidisciplinary team to evaluate the plan of care			
b.	Assists the Registered Nurse in gathering accurate information and in the evaluation of the child and family-centred care plan			
c.	Assists the Registered Nurse to review and revise the planned outcomes or nursing interventions for a child or young person's plan of nursing care			
d.	Assists the Registered Nurse to carry out a re-assessment of a child or young person's nursing and healthcare needs			

2.5 Utilises clinical judgement		Not Achieved Sign/Date	Achieved Sign/Date Sign/Date P* I**	
a.	Recognises and reports if a child or young person's physical, psychological or developmental condition is deteriorating			
b.	Assists the multidisciplinary team in response to fundamental changes to a child or young person's optimal health status			
c.	Demonstrates / Discusses how to act in an emergency and to administer essential life-saving intervention to a child or young person (<i>Please circle either Demonstrates or Discusses</i>)			
d.	Identifies situations and the process for referral for specialist intervention in response to fundamental changes in a child or young person's health status			

DOMAIN 3: NURSING KNOWLEDGE AND COGNITIVE COMPETENCES

Criteria related to the application of knowledge and understanding of the health continuum and of principles from health and life sciences underpinning practice under the *close supervision* of a Preceptor/Associate Preceptor/Registered Nurse.

3.1 Practices from a competent knowledge base		Not Achieved Sign/Date	Achieved Sign/Date P* I**	
a.	Identifies with reference to best practice guidelines an intervention to meet a child or young person's nursing or health goals			
b.	Applies knowledge of human development in relation to the structure and function of the human body in the care of a child or young person			
c.	Safely and accurately carries out medication calculations and management with particular regard to the vulnerability of children or young persons			
d.	Sources information relevant to nursing intervention in this practice placement			
e.	Outlines to the Registered Nurse vulnerabilities and co-morbidities commonly associated with a child or young person in this practice placement			
f.	Identifies a potential nursing approach to an ethical dilemma encountered in this practice placement			
g.	Discusses with the Registered Nurse the influence of child protection legislation on the nursing care of a child or young person in this practice placement			
h.	Discusses one aspect of nursing care that is subject to quality audit in this practice placement			

3.2 Uses critical thinking and reflection to inform practice		Not Achieved Sign/Date	Achieved Sign/Date P* I**	
a.	Identifies examples of policies, procedures, protocols and guidelines (PPPGs) for application to a specific aspect of nursing care relevant to this practice placement			
b.	Reflects using Gibbs (1988) cycle of reflection on a situation found to be challenging within this practice placement			

DOMAIN 4: COMMUNICATION AND INTERPERSONAL COMPETENCES

Criteria related to effective communication and empathic interpersonal skills under the *close supervision* of a Preceptor/Associate Preceptor/Registered Nurse.

4.1 Communicates in a person-centred manner		Not Achieved Sign/Date	Achieved Sign/Date P* I**	
a.	Demonstrates the ability to listen, seek clarification and to carry out instructions safely			
b.	Discuss the principles of cultural diversity, dignity and autonomy			
c.	Applies active listening skills and responses when communicating with a child or young person with emotional, sensory, intellectual or cultural communication difficulties			
d.	Use child and family-centred communication strategies that demonstrate respect for the rights and choices of a child or young person and their family			
e.	Provides emotional support to a child or young person and their family when undertaking nursing interventions and procedures			
f.	Engages with a child or young person and family regarding their experience of nursing interventions and health procedures			
g.	Assists a child or young person to develop self-management skills in an aspect of healthcare			

4.2 Communicates accurately with the healthcare team		Not Achieved Sign/Date	Achieved Sign/Date P* I**	
a.	Communicates clearly with other members of the multidisciplinary team			
b.	Demonstrates safe and effective communication skills, in oral, written and electronic modes			
c.	Uses professional nursing terminology and accurately reports, records and documents clinical observations			
d.	Discusses when and how to make a referral for a child or young person who requires language translators, interpreters or communication supports			
e.	Assists a Registered Nurse in discharge planning or transition arrangements in liaison with community services or other members of the multidisciplinary team			

DOMAIN 5: NURSING MANAGEMENT AND TEAM COMPETENCES

Criteria related to the application of management and team working competence under the *close supervision* of a Preceptor/Associate Preceptor/Registered Nurse.

5.1 Practices in a collaborative manner		Not Achieved Sign/Date	Achieved Sign/Date P* I**	
a.	Interacts with members of the multidisciplinary team in a collaborative partnership			
b.	Develops a professional relationship with members of the multidisciplinary team in the coordination of a child or young person's care			

5.2 Manages team, others and self safely		Not Achieved Sign/Date	Achieved Sign/Date P* I**	
a.	Demonstrates organisation in preparation for carrying out nursing interventions			
b.	Promotes a safe and therapeutic environment for a child or young person			
c.	Recognises situations that potentially challenge self or others, identifying actions to reduce risk			
d.	Recognises risks and hazards associated with nursing interventions and reports these to a Registered Nurse			

DOMAIN 6: LEADERSHIP POTENTIAL AND PROFESSIONAL SCHOLARSHIP COMPETENCES

Criteria related to effective leadership potential and self-awareness under the *close supervision* of a Preceptor/Associate Preceptor/Registered Nurse.

6.1 Develops leadership potential		Not Achieved Sign/Date	Achieved Sign/Date P* I**	
a.	Utilises feedback, supervision and appraisal constructively to enhance self-awareness and proficiency			
b.	Acknowledges personal and professional responsibility for own actions			
6.2 Develops professional scholarship		Not Achieved Sign/Date	Achieved Sign/Date P* I**	
a.	Identifies learning needs with a Preceptor/Associate Preceptor			
b.	Applies learning derived from Supervisor or Preceptor's feedback to enhance own practice			

**NMBI National Competence Assessment Document – YEAR TWO
Competence Assessment Interviews**

PRACTICE PLACEMENT: FINAL INTERVIEW

To be completed by the Nursing Student:

Nursing student’s review of progress during practice placement (refer to original practice placement learning outcomes and nursing student reflection)

To be completed by the Preceptor/Associate Preceptor:

Preceptor/Associate Preceptor’s review of nursing student’s progress during practice placement (refer to original practice placement learning outcomes and nursing student reflection)

Competency achieved (Please Circle as Appropriate)

Yes		No*
Preceptor signature		
Nursing student signature		
Date		

*If no, please indicate the domains and indicators which were not achieved. Contact the CPC in line with local HEI’s policy and procedures.

**NMBI National Competence Assessment Document – YEAR TWO
Competence Assessment Interviews**

**Domains and Indicators that were not achieved by the Nursing Student in this Practice
Placement**

Preceptor signature		Date:	
Nursing Student Signature		Date:	
CPC/HEI signature		Date:	

Additional Supportive Interview

Student's view of his/her progress

Preceptor's concern about student's progress

Decisions reached

Student signature:

Date:

Preceptor/Associate Preceptor signature:

Date:

SUPPORTIVE LEARNING PLAN FOR PRACTICE PLACEMENT

Student Name: _____ Intake Year: _____

I.D Number: _____

Practice Placement Area: _____

Practice Placement Dates: From _____ To _____

Preceptor/Associate Preceptor Name & Grade: _____

Date _____ Time _____

List all persons present:

Description of specific concern/s as described by Student and Preceptor

(Link specific concerns with the Domains).

Agreed Goals

(Suggested and recommended methods to facilitate achievement of Domains)

Continue on next page

Student Signature _____

Preceptor/Associate Preceptor Signature _____

Link Lecturer Signature _____

CPC/CDC Signature _____

Review Date Agreed _____

**BSc Nursing (Integrated Children's and General)
Practice Placement Year Two
(4 weeks or more)**

Children's Placement Only

**NMBI National Competence Assessment Document – YEAR TWO
Signature Bank**

**PRECEPTORS/ASSOCIATE PRECEPTORS/REGISTERED NURSES
SIGNATURE SHEET**

All Preceptors/Associate Preceptors/Registered Nurses signing nursing student documentation should insert their details below, as indicated.

Name of Preceptor/Associate Preceptor/Registered Nurse (PRINT NAME)	Signature	Initials	Practice Placement Area

Completing this grid is a requirement for any professional who is signing the National Competence Assessment Document or making an entry.

NMBI National Competence Assessment Document – YEAR TWO
Practice Placement Details and Attendance Record

This is a sample attendance record and will be operationalised in each HEI in accordance with local policy and procedures.

Name of practice placement	
Number of weeks in this practice placement	
Type of practice placement	
Name of the health service provider	
Phone number of placement	
Name of CNM	
Name of Preceptor	
Name of Associate Preceptor	
Name of CPC	

**NMBI National Competence Assessment Document – YEAR TWO
Self-Evaluation**

**PRACTICE PLACEMENT: SELF-EVALUATION OF LEARNING NEEDS
AND EXPECTATIONS**

To be completed by the undergraduate nursing student prior to practice placement, incorporating theory and clinical skills learning to date. Learning plan agreed with Preceptor/Associate Preceptor for practice placement (in accordance with the practice placement learning outcomes). See Appendix 1 in Guidelines for the National Competence Assessment Document.

The previous applicable experiences that I bring with me to this practice placement are ...

The learning outcomes and opportunities that I hope to achieve during this practice placement are ...

Any concerns that I have about this practice placement are ...

The relevant theoretical and practical learning that I bring to this practice placement are ...

**NMBI National Competence Assessment Document – YEAR TWO
Competence Assessment Interviews**

PRACTICE PLACEMENT: PRELIMINARY INTERVIEW
(Must be completed within the first 2 days)

Name of Preceptor			
Name of Associate Preceptor			
To be completed by the Nursing Student:			
Learning needs identified by the nursing student (refer to practice placement learning outcomes)			
To be completed by the Preceptor/Associate Preceptor:			
Learning plan agreed with Preceptor/Associate Preceptor for practice placement (in accordance with the practice placement learning outcomes)			
Orientation to practice placement and Practice placement learning outcomes		Date:	
Nursing student signature		Date:	
Preceptor/Associate Preceptor signature		Date:	
Proposed date for mid interview			
Proposed date for the final interview			

**NMBI National Competence Assessment Document – YEAR TWO
Competence Assessment Interviews**

PRACTICE PLACEMENT: MID INTERVIEW

To be completed by the Nursing Student:

Nursing student’s review of progress during practice placement to date (refer to practice placement learning outcomes)

To be completed by the Preceptor/Associate Preceptor:

Preceptor/Associate Preceptor’s review of nursing student’s progress during practice placement to date (in accordance with the practice placement learning outcomes)

Nursing student signature		Date:	
Preceptor/Associate Preceptor signature		Date:	
Does the nursing student require additional learning support to achieve competences?	Yes*	No	
CPC signature (if yes above)		Date:	

*If yes, contact CPC and adhere to local HEI policy and procedures

NMBI National Competence Assessment Document – YEAR TWO
Competence Assessment Interviews (Reflection)

**REFLECTIVE PRACTICE: NURSING STUDENT REFLECTION USING GIBBS
MODEL OF REFLECTION (1988)**

As part of the nursing student’s competence assessment, the nursing student is required to complete ONE piece of reflective writing per practice placement regardless of the duration of the placement. The purpose of reflective writing is to demonstrate learning. The reflective writing is to provide one source of evidence relevant to the learning that has been achieved and must be linked to the practice placement learning outcomes in a particular domain. The nursing student should follow the template provided in the national competence assessment document. The nursing student, Preceptor/ CPC/ Link Academic Staff must ensure that **Children, Persons, Service Users or Staff are not identifiable in the reflective writing piece**. Reflection must relate to situations encountered by the nursing student in this practice placement.

Description – What happened?

Feelings – What were you thinking and feeling?

Evaluation – What was good and bad about the experience?

Analysis – What sense can you make of the situation?

Conclusion – What else could you have done?

Action plan – If it arose again, what would you do?

Nursing student signature

Date:

Preceptor/Associate Preceptor
signature

Date:

BSc. Nursing Students
Reflection Time Record Sheet

During clinical placements each student is expected to complete **5 hours** of reflective time per week, to augment their learning. This can be spent outside the practice placement area. This is a record of how the student spent this time. Include an account of any of the following: Reflection/Self-Directed Study/Directed Learning/Problem Solving Activities

Note: only one row to be used per week of placement to account for the 5 hours spent on reflective time per week.

Date	Activity Theme/Reflection Topic	Student Signature	Total Hours

**NMBI National Competence Assessment Document – YEAR TWO
Competence Assessment Interviews**

PRACTICE PLACEMENT: PROGRESS NOTES

(Performing at Year 2 Level of Competence)

These are sample progress notes and will be operationalised in each HEI in accordance with local policy.

Preceptor/Associate Preceptor can use this space to write any progress notes they may have on nursing student's development of competencies.

--	--	--	--

Signature		Date	
-----------	--	------	--

--	--	--	--

Signature		Date	
-----------	--	------	--

--	--	--	--

Signature		Date	
-----------	--	------	--

--	--	--	--

Signature		Date	
-----------	--	------	--

NMBI National Competence Assessment Document – YEAR TWO

Six Domains of Competence

NMBI have determined that to practice safely and effectively as a Registered Nurse, a nursing student must demonstrate competence in the following Six Domains of Competence:

1. Professional Values and Conduct of the Nurse Competences
2. Nursing Practice and Clinical Decision Making Competences
3. Knowledge and Cognitive Competences
4. Communication and Interpersonal Competences
5. Management and Team Competences
6. Leadership Potential and Professional Scholarship Competences

Competence is defined as the attainment of knowledge, intellectual capacities, practice skills, integrity and professional and ethical values required for safe, accountable and effective practice as a Registered Nurse. To assist in determining if a nursing student has met the required level of competence, NMBI has detailed performance criteria for each domain and relevant indicators which demonstrate if the performance criteria have been met (NMBI 2016).

Year 2: This level recognises that the undergraduate nursing student is an **advanced beginner** and has exposure and/or participation in the provision of care in the practice environment. The undergraduate nursing student needs both the assistance and **close supervision** of the Registered Nurse while participating in the provision of person-centred nursing. *Close supervision is defined as the presence or close proximity to the undergraduate nursing student whilst providing delegated nursing care to children/persons/service users and supports family members (NMBI 2016).* Frequent prompting may be required to support the nursing student in the provision of person-centred nursing and in the identification of its underpinning evidence. The nursing student begins to identify learning needs through discussion with the Preceptor/Associate Preceptor.

In Year 2, at the end of each practice placement, nursing students have to achieve all domains and all indicators at participation and/or identification level in line with local HEI's policy and procedures.

Advanced Beginner
The nursing student demonstrates acceptable performance based on previous experience gained in real clinical situations.

Participation
The nursing student becomes a participant rather than an observer with the support of the preceptor where learning opportunities are identified in partnership.
Identification
The nursing student takes more responsibility for their own learning and participation and initiates appropriate action and evaluates the same.

NMBI National Competence Assessment Document – YEAR TWO: ADVANCED BEGINNER
DOMAIN 1: PROFESSIONAL VALUES AND CONDUCT OF THE NURSE
COMPETENCES

Criteria related to practicing safety, compassionately and professionally under the *close supervision* of a Preceptor/Associate Preceptor/Registered Nurse.

***P** – Participation: The nursing student becomes a participant rather than an observer with the support of the Preceptor where learning opportunities are identified in partnership.

****I** – Identification: The nursing student takes more responsibility for their own learning and participation and initiates appropriate action and evaluates same.

Yes = ✓ : Competence achieved.

No = X : Competence not achieved.

*****Initials** – Initials of the Preceptor/Associate Preceptor or Practitioner Registered with NMBI.

1.1 Demonstrates safe, person-centred care		Not Achieved Sign/Date	Achieved Sign/Date P* Sign/Date I**	
a.	Practices safely in delivering nursing interventions			
b.	Assesses risk for safe moving and handling when undertaking nursing care			
c.	Maintains safe hand hygiene			
d.	Adheres to regulations for infection prevention and control			
e.	Acts responsibly when/ discusses responding to emergency situations (<i>please circle acts or discusses</i>)			
f.	Acts responsibly to situations of risk to protect children and young people			

1.2 Demonstrates compassion in providing nurse care		Not Achieved Sign/Date	Achieved Sign/Date P* Sign/Date I**	
a.	Supports children, young people and their families with compassion and kindness through their health service experience and during periods of emotional distress			
b.	Acts in a professional manner that is attentive, sensitive and non-discriminatory towards children, young people and their families respecting choice and diversity in culture, faith and social background			
c.	Assists children, young people and their families to maintain their dignity and wellbeing when undergoing diagnostic, nursing or medical procedures			

1.3 Demonstrates responsible and professional practice		Not Achieved Sign/Date	Achieved Sign/Date P* Sign/Date I**	
a.	Clarifies with the Registered Nurse situations that are beyond the level of competence			
b.	Takes responsibility for completing delegated nursing interventions			
c.	Practices in accordance with local policies, procedures, protocols and guidelines (PPPGs)			
d.	Documents and reports nursing interventions in accordance with local policies, procedures, protocols and guidelines (PPPGs).			

DOMAIN 2: NURSING PRACTICE AND CLINICAL DECISION MAKING COMPETENCES

Criteria related to delivering effective, person-centred nursing care under the *close supervision* of a Preceptor/Associate Preceptor/Registered Nurse.

2.1 Assesses the person's nursing and health needs		Not Achieved Sign/Date	Achieved Sign/Date P* Sign/Date I**	
a.	Assists the Registered Nurse to take a nursing history on admission or as part of a re-assessment of a child and young person's health needs			
b.	Reviews with the Registered Nurse information collated using an appropriate child and family-centred framework			
c.	Identifies within observations variations from normal health or development for the child or young person			

2.2 Plans and prioritises person-centred nursing care		Not Achieved Sign/Date	Achieved Sign/Date P* Sign/Date I**	
a.	Assists a Registered Nurse to develop a child and family-centred nursing care plan			
b.	Identifies with the Registered Nurse child and family-centred actual and potential goals			
c.	Identifies priorities for the structuring of child and family-centred goals within a care plan			
d.	Discusses an aspect of their care plan with the child or young person concerned and family members/ primary carer			

2.3 Undertakes nursing interventions		Not Achieved Sign/Date	Achieved Sign/Date P* Sign/Date I**	
a.	Supports the child or young person and family to promote general health, emotional wellbeing and development			
b.	Assists the multidisciplinary team to deliver nursing interventions in accordance with a child and family-centred care plan			
c.	Assists the child or young person to meet essential needs in accordance with a child and family-centred care plan			
d.	Carries out instructions in a responsible and timely manner in accordance with local PPPGs.			
e.	Records nursing interventions, observations and feedback from the child or young person and family/ primary carer accurately and concisely			
f.	Demonstrates respect for privacy and confidentiality in the safeguarding of personal and clinical data in written, verbal and electronic record keeping			
g.	Uses clinical equipment safely, showing awareness of limitations and associated hazards in usage and disposal			
h.	Assists the Registered Nurse in the safe administration and management of medicines			

NMBI National Competence Assessment Document – YEAR TWO: ADVANCED BEGINNER

2.4 Evaluates person-centred nursing care		Not Achieved Sign/Date	Achieved Sign/Date P* Sign/Date I**	
a.	Reviews with the Registered Nurse nursing observations, clinical data and feedback from the child or young person and multidisciplinary team to evaluate the plan of care			
b.	Assists the Registered Nurse in gathering accurate information and in the evaluation of the child and family-centred care plan			
c.	Assists the Registered Nurse to review and revise the planned outcomes or nursing interventions for a child or young person’s plan of nursing care			
d.	Assists the Registered Nurse to carry out a re-assessment of a child or young person’s nursing and healthcare needs			

2.5 Utilises clinical judgement		Not Achieved Sign/Date	Achieved Sign/Date P* Sign/Date I**	
a.	Recognises and reports if a child or young person’s physical, psychological or developmental condition is deteriorating			
b.	Assists the multidisciplinary team in response to fundamental changes to a child or young person’s optimal health status			
c.	Demonstrates / Discusses how to act in an emergency and to administer essential life-saving intervention to a child or young person (<i>Please circle either Demonstrates or Discusses</i>)			
d.	Identifies situations and the process for referral for specialist intervention in response to fundamental changes in a child or young person’s health status			

DOMAIN 3: NURSING KNOWLEDGE AND COGNITIVE COMPETENCES

Criteria related to the application of knowledge and understanding of the health continuum and of principles from health and life sciences underpinning practice under the *close supervision* of a Preceptor/Associate Preceptor/Registered Nurse.

3.1 Practices from a competent knowledge base		Not Achieved Sign/Date	Achieved Sign/Date Sign/Date P* I**	
a.	Identifies with reference to best practice guidelines an intervention to meet a child or young person's nursing or health goals			
b.	Applies knowledge of human development in relation to the structure and function of the human body in the care of a child or young person			
c.	Safely and accurately carries out medication calculations and management with particular regard to the vulnerability of children or young persons			
d.	Sources information relevant to nursing intervention in this practice placement			
e.	Outlines to the Registered Nurse vulnerabilities and co-morbidities commonly associated with a child or young person in this practice placement			
f.	Identifies a potential nursing approach to an ethical dilemma encountered in this practice placement			
g.	Discusses with the Registered Nurse the influence of child protection legislation on the nursing care of a child or young person in this practice placement			
h.	Discusses one aspect of nursing care that is subject to quality audit in this practice placement			

3.2 Uses critical thinking and reflection to inform practice		Not Achieved Sign/Date	Achieved Sign/Date Sign/Date P* I**	
a.	Identifies examples of policies, procedures, protocols and guidelines (PPPGs) for application to a specific aspect of nursing care relevant to this practice placement			
b.	Reflects using Gibbs (1988) cycle of reflection on a situation found to be challenging within this practice placement			

DOMAIN 4: COMMUNICATION AND INTERPERSONAL COMPETENCES

Criteria related to effective communication and empathic interpersonal skills under the *close supervision* of a Preceptor/Associate Preceptor/Registered Nurse.

4.1 Communicates in a person-centred manner		Not Achieved Sign/Date	Achieved Sign/Date P* I**	
a.	Demonstrates the ability to listen, seek clarification and to carry out instructions safely			
b.	Discuss the principles of cultural diversity, dignity and autonomy			
c.	Applies active listening skills and responses when communicating with a child or young person with emotional, sensory, intellectual or cultural communication difficulties			
d.	Use child and family-centred communication strategies that demonstrate respect for the rights and choices of a child or young person and their family			
e.	Provides emotional support to a child or young person and their family when undertaking nursing interventions and procedures			
f.	Engages with a child or young person and family regarding their experience of nursing interventions and health procedures			
g.	Assists a child or young person to develop self-management skills in an aspect of healthcare			

4.2 Communicates accurately with the healthcare team		Not Achieved Sign/Date	Achieved Sign/Date P* I**	
a.	Communicates clearly with other members of the multidisciplinary team			
b.	Demonstrates safe and effective communication skills, in oral, written and electronic modes			
c.	Uses professional nursing terminology and accurately reports, records and documents clinical observations			
d.	Discusses when and how to make a referral for a child or young person who requires language translators, interpreters or communication supports			
e.	Assists a Registered Nurse in discharge planning or transition arrangements in liaison with community services or other members of the multidisciplinary team			

DOMAIN 5: NURSING MANAGEMENT AND TEAM COMPETENCES

Criteria related to the application of management and team working competence under the *close supervision* of a Preceptor/Associate Preceptor/Registered Nurse.

5.1 Practices in a collaborative manner		Not Achieved Sign/Date	Achieved Sign/Date P* I**	
a.	Interacts with members of the multidisciplinary team in a collaborative partnership			
b.	Develops a professional relationship with members of the multidisciplinary team in the coordination of a child or young person's care			

5.2 Manages team, others and self safely		Not Achieved Sign/Date	Achieved Sign/Date P* I**	
a.	Demonstrates organisation in preparation for carrying out nursing interventions			
b.	Promotes a safe and therapeutic environment for a child or young person			
c.	Recognises situations that potentially challenge self or others, identifying actions to reduce risk			
d.	Recognises risks and hazards associated with nursing interventions and reports these to a Registered Nurse			

DOMAIN 6: LEADERSHIP POTENTIAL AND PROFESSIONAL SCHOLARSHIP COMPETENCES

Criteria related to effective leadership potential and self-awareness under the *close supervision* of a Preceptor/Associate Preceptor/Registered Nurse.

6.1 Develops leadership potential		Not Achieved Sign/Date	Achieved Sign/Date P* I**	
a.	Utilises feedback, supervision and appraisal constructively to enhance self-awareness and proficiency			
b.	Acknowledges personal and professional responsibility for own actions			
6.2 Develops professional scholarship		Not Achieved Sign/Date	Achieved Sign/Date P* I**	
a.	Identifies learning needs with a Preceptor/Associate Preceptor			
b.	Applies learning derived from Supervisor or Preceptor's feedback to enhance own practice			

**NMBI National Competence Assessment Document – YEAR TWO
Competence Assessment Interviews**

PRACTICE PLACEMENT: FINAL INTERVIEW

To be completed by the Nursing Student:

Nursing student’s review of progress during practice placement (refer to original practice placement learning outcomes and nursing student reflection)

To be completed by the Preceptor/Associate Preceptor:

Preceptor/Associate Preceptor’s review of nursing student’s progress during practice placement (refer to original practice placement learning outcomes and nursing student reflection)

Competency achieved (Please Circle as Appropriate)	
Yes	No*
Preceptor signature	
Nursing student signature	
Date	

*If no, please indicate the domains and indicators which were not achieved. Contact the CPC in line with local HEI’s policy and procedures.

**NMBI National Competence Assessment Document – YEAR TWO
Competence Assessment Interviews**

**Domains and Indicators that were not achieved by the Nursing Student in this Practice
Placement**

Preceptor signature		Date:	
Nursing Student Signature		Date:	
CPC/HEI signature		Date:	

Additional Supportive Interview

Student's view of his/her progress

Preceptor's concern about student's progress

Decisions reached

Student signature:

Date:

Preceptor/Associate Preceptor signature:

Date:

SUPPORTIVE LEARNING PLAN FOR PRACTICE PLACEMENT

Student Name: _____ Intake Year: _____

I.D Number: _____

Practice Placement Area: _____

Practice Placement Dates: From _____ To _____

Preceptor/Associate Preceptor Name & Grade: _____

Date _____ Time _____

List all persons present:


Description of specific concern/s as described by Student and Preceptor

(Link specific concerns with the Domains).

Agreed Goals

(Suggested and recommended methods to facilitate achievement of Domains)

Continue on next page



Student Signature _____

Preceptor/Associate Preceptor Signature _____

Link Lecturer Signature _____

CPC/CDC Signature _____

Review Date Agreed _____

**BSc Nursing (Integrated Children's and General)
Practice Placement Year Two
(4 weeks or more)**

Children's Placement Only

**NMBI National Competence Assessment Document – YEAR TWO
Signature Bank**

**PRECEPTORS/ASSOCIATE PRECEPTORS/REGISTERED NURSES
SIGNATURE SHEET**

All Preceptors/Associate Preceptors/Registered Nurses signing nursing student documentation should insert their details below, as indicated.

Name of Preceptor/Associate Preceptor/Registered Nurse (PRINT NAME)	Signature	Initials	Practice Placement Area

Completing this grid is a requirement for any professional who is signing the National Competence Assessment Document or making an entry.

NMBI National Competence Assessment Document – YEAR TWO
Practice Placement Details and Attendance Record

This is a sample attendance record and will be operationalised in each HEI in accordance with local policy and procedures.

Name of practice placement	
Number of weeks in this practice placement	
Type of practice placement	
Name of the health service provider	
Phone number of placement	
Name of CNM	
Name of Preceptor	
Name of Associate Preceptor	
Name of CPC	

**NMBI National Competence Assessment Document – YEAR TWO
Self-Evaluation**

**PRACTICE PLACEMENT: SELF-EVALUATION OF LEARNING NEEDS
AND EXPECTATIONS**

To be completed by the undergraduate nursing student prior to practice placement, incorporating theory and clinical skills learning to date. Learning plan agreed with Preceptor/Associate Preceptor for practice placement (in accordance with the practice placement learning outcomes). See Appendix 1 in Guidelines for the National Competence Assessment Document.

The previous applicable experiences that I bring with me to this practice placement are ...

The learning outcomes and opportunities that I hope to achieve during this practice placement are ...

Any concerns that I have about this practice placement are ...

The relevant theoretical and practical learning that I bring to this practice placement are ...

**NMBI National Competence Assessment Document – YEAR TWO
Competence Assessment Interviews**

**PRACTICE PLACEMENT: PRELIMINARY INTERVIEW
(Must be completed within the first 2 days)**

Name of Preceptor			
Name of Associate Preceptor			
To be completed by the Nursing Student:			
Learning needs identified by the nursing student (refer to practice placement learning outcomes)			
To be completed by the Preceptor/Associate Preceptor:			
Learning plan agreed with Preceptor/Associate Preceptor for practice placement (in accordance with the practice placement learning outcomes)			
Orientation to practice placement and Practice placement learning outcomes		Date:	
Nursing student signature		Date:	
Preceptor/Associate Preceptor signature		Date:	
Proposed date for mid interview			
Proposed date for the final interview			

**NMBI National Competence Assessment Document – YEAR TWO
Competence Assessment Interviews**

PRACTICE PLACEMENT: MID INTERVIEW

To be completed by the Nursing Student:

Nursing student’s review of progress during practice placement to date (refer to practice placement learning outcomes)

To be completed by the Preceptor/Associate Preceptor:

Preceptor/Associate Preceptor’s review of nursing student’s progress during practice placement to date (in accordance with the practice placement learning outcomes)

Nursing student signature		Date:	
Preceptor/Associate Preceptor signature		Date:	
Does the nursing student require additional learning support to achieve competences?	Yes*	No	
CPC signature (if yes above)		Date:	

*If yes, contact CPC and adhere to local HEI policy and procedures

**NMBI National Competence Assessment Document – YEAR TWO
Competence Assessment Interviews (Reflection)**

**REFLECTIVE PRACTICE: NURSING STUDENT REFLECTION USING GIBBS
MODEL OF REFLECTION (1988)**

As part of the nursing student’s competence assessment, the nursing student is required to complete ONE piece of reflective writing per practice placement regardless of the duration of the placement. The purpose of reflective writing is to demonstrate learning. The reflective writing is to provide one source of evidence relevant to the learning that has been achieved and must be linked to the practice placement learning outcomes in a particular domain. The nursing student should follow the template provided in the national competence assessment document. The nursing student, Preceptor/ CPC/ Link Academic Staff must ensure that **Children, Persons, Service Users or Staff are not identifiable in the reflective writing piece**. Reflection must relate to situations encountered by the nursing student in this practice placement.

Description – What happened?

Feelings – What were you thinking and feeling?

Evaluation – What was good and bad about the experience?

Analysis – What sense can you make of the situation?

Conclusion – What else could you have done?

Action plan – If it arose again, what would you do?

Nursing student signature

Date:

Preceptor/Associate Preceptor
signature

Date:

BSc. Nursing Students
Reflection Time Record Sheet

During clinical placements each student is expected to complete **5 hours** of reflective time per week, to augment their learning. This can be spent outside the practice placement area. This is a record of how the student spent this time. Include an account of any of the following: Reflection/Self-Directed Study/Directed Learning/Problem Solving Activities

Note: only one row to be used per week of placement to account for the 5 hours spent on reflective time per week.

Date	Activity Theme/Reflection Topic	Student Signature	Total Hours

**NMBI National Competence Assessment Document – YEAR TWO
Competence Assessment Interviews**

PRACTICE PLACEMENT: PROGRESS NOTES
(Performing at Year 2 Level of Competence)

These are sample progress notes and will be operationalised in each HEI in accordance with local policy.

Preceptor/Associate Preceptor can use this space to write any progress notes they may have on nursing student's development of competencies.

Signature		Date	
Signature		Date	
Signature		Date	
Signature		Date	

NMBI National Competence Assessment Document – YEAR TWO

Six Domains of Competence

NMBI have determined that to practice safely and effectively as a Registered Nurse, a nursing student must demonstrate competence in the following Six Domains of Competence:

1. Professional Values and Conduct of the Nurse Competences
2. Nursing Practice and Clinical Decision Making Competences
3. Knowledge and Cognitive Competences
4. Communication and Interpersonal Competences
5. Management and Team Competences
6. Leadership Potential and Professional Scholarship Competences

Competence is defined as the attainment of knowledge, intellectual capacities, practice skills, integrity and professional and ethical values required for safe, accountable and effective practice as a Registered Nurse. To assist in determining if a nursing student has met the required level of competence, NMBI has detailed performance criteria for each domain and relevant indicators which demonstrate if the performance criteria have been met (NMBI 2016).

Year 2: This level recognises that the undergraduate nursing student is an **advanced beginner** and has exposure and/or participation in the provision of care in the practice environment. The undergraduate nursing student needs both the assistance and **close supervision** of the Registered Nurse while participating in the provision of person-centred nursing. *Close supervision is defined as the presence or close proximity to the undergraduate nursing student whilst providing delegated nursing care to children/persons/service users and supports family members (NMBI 2016).* Frequent prompting may be required to support the nursing student in the provision of person-centred nursing and in the identification of its underpinning evidence. The nursing student begins to identify learning needs through discussion with the Preceptor/Associate Preceptor.

In Year 2, at the end of each practice placement, nursing students have to achieve all domains and all indicators at participation and/or identification level in line with local HEI's policy and procedures.

Advanced Beginner
The nursing student demonstrates acceptable performance based on previous experience gained in real clinical situations.

Participation
The nursing student becomes a participant rather than an observer with the support of the preceptor where learning opportunities are identified in partnership.
Identification
The nursing student takes more responsibility for their own learning and participation and initiates appropriate action and evaluates the same.

NMBI National Competence Assessment Document – YEAR TWO: ADVANCED BEGINNER
DOMAIN 1: PROFESSIONAL VALUES AND CONDUCT OF THE NURSE
COMPETENCES

Criteria related to practicing safety, compassionately and professionally under the *close supervision* of a Preceptor/Associate Preceptor/Registered Nurse.

***P** – Participation: The nursing student becomes a participant rather than an observer with the support of the Preceptor where learning opportunities are identified in partnership.

****I** – Identification: The nursing student takes more responsibility for their own learning and participation and initiates appropriate action and evaluates same.

Yes = ✓ : Competence achieved.

No = X : Competence not achieved.

*****Initials** – Initials of the Preceptor/Associate Preceptor or Practitioner Registered with NMBI.

1.1 Demonstrates safe, person-centred care		Not Achieved Sign/Date	Achieved Sign/Date P*	Achieved Sign/Date I**
a.	Practices safely in delivering nursing interventions			
b.	Assesses risk for safe moving and handling when undertaking nursing care			
c.	Maintains safe hand hygiene			
d.	Adheres to regulations for infection prevention and control			
e.	Acts responsibly/ Discusses when responding to emergency situations (<i>please circle act or discuss</i>)			
f.	Acts responsibly to situations of risk to protect children and young people			

1.2 Demonstrates compassion in providing nurse care		Not Achieved Sign/Date	Achieved Sign/Date P*	Achieved Sign/Date I**
a.	Supports children, young people and their families with compassion and kindness through their health service experience and during periods of emotional distress			
b.	Acts in a professional manner that is attentive, sensitive and non-discriminatory towards children, young people and their families respecting choice and diversity in culture, faith and social background			
c.	Assists children, young people and their families to maintain their dignity and wellbeing when undergoing diagnostic, nursing or medical procedures			

1.3 Demonstrates responsible and professional practice		Not Achieved Sign/Date	Achieved Sign/Date P*	Achieved Sign/Date I**
a.	Clarifies with the Registered Nurse situations that are beyond the level of competence			
b.	Takes responsibility for completing delegated nursing interventions			
c.	Practices in accordance with local policies, procedures, protocols and guidelines (PPPGs)			
d.	Documents and reports nursing interventions in accordance with local policies, procedures, protocols and guidelines (PPPGs).			

DOMAIN 2: NURSING PRACTICE AND CLINICAL DECISION MAKING COMPETENCES

Criteria related to delivering effective, person-centred nursing care under the *close supervision* of a Preceptor/Associate Preceptor/Registered Nurse.

2.1 Assesses the person's nursing and health needs		Not Achieved Sign/Date	Achieved Sign/Date P* Sign/Date I**	
a.	Assists the Registered Nurse to take a nursing history on admission or as part of a re-assessment of a child and young person's health needs			
b.	Reviews with the Registered Nurse information collated using an appropriate child and family-centred framework			
c.	Identifies within observations variations from normal health or development for the child or young person			

2.2 Plans and prioritises person-centred nursing care		Not Achieved Sign/Date	Achieved Sign/Date P* Sign/Date I**	
a.	Assists a Registered Nurse to develop a child and family-centred nursing care plan			
b.	Identifies with the Registered Nurse child and family-centred actual and potential goals			
c.	Identifies priorities for the structuring of child and family-centred goals within a care plan			
d.	Discusses an aspect of their care plan with the child or young person concerned and family members/ primary carer			

2.3 Undertakes nursing interventions		Not Achieved Sign/Date	Achieved Sign/Date P* Sign/Date I**	
a.	Supports the child or young person and family to promote general health, emotional wellbeing and development			
b.	Assists the multidisciplinary team to deliver nursing interventions in accordance with a child and family-centred care plan			
c.	Assists the child or young person to meet essential needs in accordance with a child and family-centred care plan			
d.	Carries out instructions in a responsible and timely manner in accordance with local PPPGs.			
e.	Records nursing interventions, observations and feedback from the child or young person and family/ primary carer accurately and concisely			
f.	Demonstrates respect for privacy and confidentiality in the safeguarding of personal and clinical data in written, verbal and electronic record keeping			
g.	Uses clinical equipment safely, showing awareness of limitations and associated hazards in usage and disposal			
h.	Assists the Registered Nurse in the safe administration and management of medicines			

NMBI National Competence Assessment Document – YEAR TWO: ADVANCED BEGINNER

2.4 Evaluates person-centred nursing care		Not Achieved Sign/Date	Achieved Sign/Date Sign/Date P* I**	
a.	Reviews with the Registered Nurse nursing observations, clinical data and feedback from the child or young person and multidisciplinary team to evaluate the plan of care			
b.	Assists the Registered Nurse in gathering accurate information and in the evaluation of the child and family-centred care plan			
c.	Assists the Registered Nurse to review and revise the planned outcomes or nursing interventions for a child or young person's plan of nursing care			
d.	Assists the Registered Nurse to carry out a re-assessment of a child or young person's nursing and healthcare needs			

2.5 Utilises clinical judgement		Not Achieved Sign/Date	Achieved Sign/Date Sign/Date P* I**	
a.	Recognises and reports if a child or young person's physical, psychological or developmental condition is deteriorating			
b.	Assists the multidisciplinary team in response to fundamental changes to a child or young person's optimal health status			
c.	Demonstrates / Discusses how to act in an emergency and to administer essential life-saving intervention to a child or young person (<i>Please circle Demonstrates or Discusses</i>)			
d.	Identifies situations and the process for referral for specialist intervention in response to fundamental changes in a child or young person's health status			

DOMAIN 3: NURSING KNOWLEDGE AND COGNITIVE COMPETENCES

Criteria related to the application of knowledge and understanding of the health continuum and of principles from health and life sciences underpinning practice under the *close supervision* of a Preceptor/Associate Preceptor/Registered Nurse.

3.1 Practices from a competent knowledge base		Not Achieved Sign/Date	Achieved Sign/Date P* Sign/Date I**	
a.	Identifies with reference to best practice guidelines an intervention to meet a child or young person's nursing or health goals			
b.	Applies knowledge of human development in relation to the structure and function of the human body in the care of a child or young person			
c.	Safely and accurately carries out medication calculations and management with particular regard to the vulnerability of children or young persons			
d.	Sources information relevant to nursing intervention in this practice placement			
e.	Outlines to the Registered Nurse vulnerabilities and co-morbidities commonly associated with a child or young person in this practice placement			
f.	Identifies a potential nursing approach to an ethical dilemma encountered in this practice placement			
g.	Discusses with the Registered Nurse the influence of child protection legislation on the nursing care of a child or young person in this practice placement			
h.	Discusses one aspect of nursing care that is subject to quality audit in this practice placement			

3.2 Uses critical thinking and reflection to inform practice		Not Achieved Sign/Date	Achieved Sign/Date P* Sign/Date I**	
a.	Identifies examples of policies, procedures, protocols and guidelines (PPPGs) for application to a specific aspect of nursing care relevant to this practice placement			
b.	Reflects using Gibbs (1988) cycle of reflection on a situation found to be challenging within this practice placement			

DOMAIN 4: COMMUNICATION AND INTERPERSONAL COMPETENCES

Criteria related to effective communication and empathic interpersonal skills under the *close supervision* of a Preceptor/Associate Preceptor/Registered Nurse.

4.1 Communicates in a person-centred manner		Not Achieved Sign/Date	Achieved Sign/Date P* I**	
a.	Demonstrates the ability to listen, seek clarification and to carry out instructions safely			
b.	Discuss the principles of cultural diversity, dignity and autonomy			
c.	Applies active listening skills and responses when communicating with a child or young person with emotional, sensory, intellectual or cultural communication difficulties			
d.	Use child and family-centred communication strategies that demonstrate respect for the rights and choices of a child or young person and their family			
e.	Provides emotional support to a child or young person and their family when undertaking nursing interventions and procedures			
f.	Engages with a child or young person and family regarding their experience of nursing interventions and health procedures			
g.	Assists a child or young person to develop self-management skills in an aspect of healthcare			

4.2 Communicates accurately with the healthcare team		Not Achieved Sign/Date	Achieved Sign/Date P* I**	
a.	Communicates clearly with other members of the multidisciplinary team			
b.	Demonstrates safe and effective communication skills, in oral, written and electronic modes			
c.	Uses professional nursing terminology and accurately reports, records and documents clinical observations			
d.	Discusses when and how to make a referral for a child or young person who requires language translators, interpreters or communication supports			
e.	Assists a Registered Nurse in discharge planning or transition arrangements in liaison with community services or other members of the multidisciplinary team			

DOMAIN 5: NURSING MANAGEMENT AND TEAM COMPETENCES

Criteria related to the application of management and team working competence under the *close supervision* of a Preceptor/Associate Preceptor/Registered Nurse.

5.1 Practices in a collaborative manner		Not Achieved Sign/Date	Achieved Sign/Date P* I**	
a.	Interacts with members of the multidisciplinary team in a collaborative partnership			
b.	Develops a professional relationship with members of the multidisciplinary team in the coordination of a child or young person's care			

5.2 Manages team, others and self safely		Not Achieved Sign/Date	Achieved Sign/Date P* I**	
a.	Demonstrates organisation in preparation for carrying out nursing interventions			
b.	Promotes a safe and therapeutic environment for a child or young person			
c.	Recognises situations that potentially challenge self or others, identifying actions to reduce risk			
d.	Recognises risks and hazards associated with nursing interventions and reports these to a Registered Nurse			

DOMAIN 6: LEADERSHIP POTENTIAL AND PROFESSIONAL SCHOLARSHIP COMPETENCES

Criteria related to effective leadership potential and self-awareness under the *close supervision* of a Preceptor/Associate Preceptor/Registered Nurse.

6.1 Develops leadership potential		Not Achieved Sign/Date	Achieved Sign/Date P* I**	
a.	Utilises feedback, supervision and appraisal constructively to enhance self-awareness and proficiency			
b.	Acknowledges personal and professional responsibility for own actions			
6.2 Develops professional scholarship		Not Achieved Sign/Date	Achieved Sign/Date P* I**	
a.	Identifies learning needs with a Preceptor/Associate Preceptor			
b.	Applies learning derived from Supervisor or Preceptor's feedback to enhance own practice			

NMBI National Competence Assessment Document – YEAR TWO
Competence Assessment Interviews
PRACTICE PLACEMENT: FINAL INTERVIEW

To be completed by the Nursing Student:

Nursing student’s review of progress during practice placement (refer to original practice placement learning outcomes and nursing student reflection)

To be completed by the Preceptor/Associate Preceptor:

Preceptor/Associate Preceptor’s review of nursing student’s progress during practice placement (refer to original practice placement learning outcomes and nursing student reflection)

Competency achieved (Please Circle as Appropriate)

Yes	No*
Preceptor signature	
Nursing student signature	
Date	

*If no, please indicate the domains and indicators which were not achieved. Contact the CPC in line with local HEI’s policy and procedures.

**NMBI National Competence Assessment Document – YEAR TWO
Competence Assessment Interviews**

**Domains and Indicators that were not achieved by the Nursing Student in this
Practice Placement**

Preceptor signature		Date:	
Nursing Student Signature		Date:	
CPC/HEI signature		Date:	

Additional Supportive Interview

Student's view of his/her progress

Preceptor's concern about student's progress

Decisions reached

Student signature:

Date:

Preceptor/Associate Preceptor signature:

Date:

SUPPORTIVE LEARNING PLAN FOR PRACTICE PLACEMENT

Student Name: _____ **Intake Year:** _____

I.D Number: _____

Practice Placement Area: _____

Practice Placement Dates: From _____ **To** _____

Preceptor/Associate Preceptor Name & Grade: _____

Date _____ **Time** _____

List all persons present:

Description of specific concern/s as described by Student and Preceptor

(Link specific concerns with the Domains).

Agreed Goals

(Suggested and recommended methods to facilitate achievement of Domains)

Continue on next page

Student Signature _____

Preceptor/Associate Preceptor Signature _____

Link Lecturer Signature _____

CPC/CDC Signature _____

Review Date Agreed _____

Supportive Learning Mechanisms

1. ADDITIONAL SUPPORT

Every effort is made to support and guide a student in achieving their Domains, however, some students may require additional support. The need for additional support does not mean that a student will not achieve or is more likely not to achieve their clinical requirements but quite the contrary, in that, the earlier a preceptor/associate preceptor or indeed the student themselves may see that more support is needed in a specific area then the more likely they are to achieve their clinical requirements. Furthermore, the earlier this is addressed by either party also the more time there is to set out specific objectives to support a student with achieving their identified requirements. Additional support is provided by way of an Additional Supportive Interview or a Supportive Learning Plan.

2. ADDITIONAL SUPPORTIVE INTERVIEW

The Additional Supportive Interview section should (where possible), be implemented prior to the initiation of a Supportive Learning Plan (SLP). This can be done at any time e.g. before, during, or after the mid interview or at any time in a practice placement. The Additional Supportive Interview page is located in the student's CAD in the Student Interviews section. See page for specific requirements to complete.

Process for conducting an Additional Supportive Interview

The Preceptor/Associate preceptor/CPC and/or other relevant personnel request a meeting with the student as soon as possible to address this concern. Depending on the nature of the concern the Link Lecturer (LL) may also attend. The purpose of this meeting is to:

Ascertain the student's view of their practice and progress

Highlight to the student by giving specific examples of the concerns which the Preceptor/CPC and/or relevant personnel have in relation to their Domains, professional nursing practice/other.

Give constructive feedback and direction by giving 2 - 3 specific guidelines to the student on what they need to do or work on to address the identified issue(s) or concern(s).

Specify a date to review the learning/practice/concern with the student/Preceptor/other
The nature of the concern, feedback and direction given with review date of next meeting or other outcome of meeting must be documented in the Additional **Supportive** Interview Section.

It is essential that the Preceptor/Associate Preceptor/CPC or other member of staff document any concerns in the student's clinical booklet in an objective and factual manner, providing examples from student's practice.

The student should be provided with a reasonable timeframe (pending length of placement) to address performance/learning issues identified (two days to one week where possible). This record, including “decisions reached” must be signed and dated by both the student and preceptor. If after this time the original concern(s) remain, a Supportive Learning Plan (SLP) or other mechanism⁸ may be introduced in advance of their final interview.

If an Additional Supportive Interview remains open at the end of a clinical placement then this (Additional Supportive Interview) is carried forward to the student’s next clinical placement area. The student, on commencing their next placement must inform his/her Preceptor/CPC/CNM/CMM, if an issue raised in the Additional Supportive Interview is still ongoing. The student must then be assessed and evaluated during the 1st week of placement in relation to issues/actions identified in the Additional Supportive Interview. A decision is then made to either close the Additional Supportive Interview or to progress to opening a Supportive Learning Plan (SLP).

At this meeting (Additional Supportive Interview) however, depending on the nature of the concern and following some discussion, there is a possibility that the need for an SLP or other mechanism may be suggested to the student to assist with their practice/learning issues or to address professional matters. The LL, if not present at the Additional Supportive interview must be informed by the CPC that an Additional Supportive interview has occurred. If an SLP/other mechanism is suggested, then the LL and Practice Module Leader/Programme Leader are informed of the need to arrange a meeting as appropriate.

N/B: [In exceptional circumstances however, and pending nature of event, an SLP/other mechanism may need to be introduced immediately without an Additional Supportive Interview e.g. student performing outside their scope of practice and/or patient safety concerns].

The Clinical Placement Co-ordinator (CPC) / Link Lecturer (LL) will inform CPC/LL for next placement as appropriate.

⁸ Other mechanism for example may include disciplinary procedures, fitness to practice, occupational health etc.

3. SUPPORTIVE LEARNING PLAN

NB – See section on “Additional Support” and “Additional Supportive Interview” above prior to initiating a Supportive Learning Plan.

Definition

A Supportive Learning Plan (SLP) is a structured process to provide additional support to a student in the achievement of agreed clinical learning requirements during a practice placement. The process is a supportive mechanism undertaken by UCC and respective HSP personnel. All personnel involved will demonstrate respect for the dignity of the student and their colleagues, and will maintain confidentiality at all times during the process.

Indicators for a Supporting Learning Plan

The need for a SLP may reflect:

When a student has not achieved requirements using the Additional Supportive Interview section
A requirement for additional support for a student in order to achieve agreed clinical learning requirements at the required rate with respect to the BSc programme and reasonable for that clinical area.

Explicit loss of a student’s earlier level of achievement

The student’s own wishes for additional support because they are not achieving clinical learning requirements relative to their identified learning needs

Where a student could benefit from support in relation to professional behaviour (for example, interpersonal relationships)

Support for a student to practice within their agreed/signed Practice Placement Agreement.

Please note: Placement duration should have no bearing on the need to initiate an SLP.

Timing of Opening an SLP

In the absence of exceptional circumstances, an SLP must **not** be initiated on last day of placement. A Supportive Learning Plan (SLP) can only be initiated during allocated clinical placement time and SLP meetings can only take place during allocated clinical placement time. A student must not be called out of theory (study leave or any other leave) for an SLP meeting.

Setting up a Supportive Learning Plan Meeting

The Preceptor must liaise with the Clinical Placement Co-ordinator (CPC)⁹ who will contact the area specific Link Lecturer (LL) regarding the need to initiate an SLP. The CPC¹⁰ must liaise with the LL to arrange a meeting of the relevant personnel, consisting of a minimum of four and a maximum of five people. This must include the student, preceptor, LL, CPC and/or the CNM/CMM. The CPC/LL, in advance of the meeting will provide the student and

⁹Where CPCs are not in place, the preceptor must liaise with the Clinical Development Coordinator or LL.

¹⁰ If no CPC linked to a clinical area the LL arranges the SLP meeting of the relevant personnel, consisting of a minimum of three and a maximum of five persons and must include student, preceptor, LL and a CNM/CMM where possible.

other personnel with the details of the meeting (the process, purpose, date, time, venue and persons to be present).

In the event of the unavailability of a LL for a specific clinical area (ideally the LL should arrange their own cover for SLP meetings), and to avoid an unnecessary delay in the scheduling of an SLP meeting, the CPC or LL are required to inform the Practice Module Leader, Programme Leader if LL (or cover) is unavailable. The Practice Module Leader/Programme Leader will then take responsibility for allocating a replacement LL to attend SLP meeting.

The Process of Conducting and Documenting the SLP Meeting

INITIAL MEETING

The CPC/LL or CNM/CMM will chair the meeting and the LL or CPC will record the process that includes the student's specific learning requirements. All parties, or their representatives, must be present at all meetings relating to the SLP.

First, the student is invited to give a view of his/her progress.

Secondly, the preceptor is asked to comment on the following: (using specific examples/incidents)

why he/she considers it necessary to implement an SLP

identify the student's clinical learning requirements needing attention (See indicators for SLP above).

The student is given the opportunity to respond to the preceptor's comments/concerns.

Thirdly, any other evidence that supports the preceptor's concerns in relation to the student can then be presented e.g. from a CPC/CNM/CMM or LL where relevant. The student is given the opportunity again to respond.

Fourthly, the steps the student needs to take towards achieving their learning requirements must be clearly identified and documented as *Agreed Goals*. The *Agreed Goals* must reflect the associated Domains, and outcomes and indicators specified in the Competency Assessment Document¹¹.

The SLP should also identify methods of achieving the *Agreed Goals*. For example, provide a maximum of **three measurable outcomes** (measured by observation, problem-solving exercises, regular communication or other evaluation methods), using active verb statements (e.g. report, plan, document, demonstrate, communicate etc.) to give the student specific direction of how to achieve their clinical learning.

¹¹ Students can also work to achieve clinical learning outside of identified learning within the SLP during their Clinical Placement if deemed appropriate

Finally, a reasonable review date must be agreed and set to provide the student with an opportunity to discuss/demonstrate progress by that date or for further supports to be put in place. The SLP must be signed and dated by both the Preceptor, student and all others present at the meeting.

The Link lecturer informs the Practice Placement Module Leader, Programme Leader and Director of Practice Education of the implementation of an SLP. The Link lecturer must place a copy of the SLP in the student's file in G03, School of Nursing & Midwifery, UCC. The original copy must remain in the student's CAD.

REVIEW MEETING

At the review meeting, the CPC/CNM/CMM or LL will either chair the meeting or record the process. Similar to the Initial meeting (as outlined above) the student is asked to comment on his/her progress. Then the preceptor responds to the student's comments. Others present at meeting may comment on the student's progress where relevant. A judgment will be made by the preceptor following discussion (at the meeting) with all parties present whether to continue or close the SLP on the basis of progress made by the student. The section "*Review of student's progress and further recommendations*" in the CAD is intended for use at the review meeting.

The SLP review meeting record must be signed and dated by the preceptor, student and all others present at the meeting. The LL informs the Practice Placement Module Leader, Programme Leader and Director of Practice Education of the outcome of the SLP review meeting. The LL must place a copy of the SLP review meeting in the student's file in G03, SONM, UCC. The original copy must remain in the student's CAD.

The Process of Notification

Student Responsibilities. The student must:

On commencing their next placement, inform his/her preceptor/CPC¹² either verbally or via e-mail that they are carrying an **OPEN SLP** forward from a previous placement **or** previous academic year.

The Clinical Placement Coordinator (CPC) Responsibilities. The CPC must:

Inform the Nurse/Midwife Practice Development Coordinator if a student has an **open SLP**.
Inform the CPC/CDC for the next practice placement of the **open SLP**¹³.
Liaise with the student at the commencement of the next clinical placement.

The Link Lecturer (LL) Responsibilities. The LL must:

Inform the Practice Module Leader, Programme Leader, Director of Practice Education and LL in the student's next placement of a student having an **open SLP**.

¹²Where CPCs are not in place, the student must liaise with the Clinical Development Coordinator or LL.

¹³ BSc Integrated Children's programme only: Child and Adult specific learning requirements must be achieved in the relative disciplines whereas shared can be achieved in either child or adult placements. These principals remain relevant during the SLP process.

Liaise with the external hospital sites, in relation to a student going to or leaving a placement with an **open** SLP.

The Programme Leader/Practice Module Leader in consultation with the Allocations Officer (AO), Allocations Liaison Officer (ALO) may consider the suitability of the next placement in order for the student to achieve the learning requirements outlined in the SLP. This is in context of a general or specialist placement. Whilst some re-organisation may be achievable for years one, two or three of the BSc programme however, students must complete the entire 18 weeks of their specialist placements prior to internship placements in year four as stated by ABA, 2005)

"All theory, supernumerary core placements and the specialist placements must be completed prior to students undertaking the final placement of 36 weeks internship which consolidates the completed theoretical learning and supports the achievement of clinical competence within the learning environment" (ABA, 2005, p.20).

Therefore, SLPs may be carried over to specialist placements.

Process for Carrying an Open SLP to the Next Academic Year

Students are required to meet the pass and progression requirements for the respective years. However, if an SLP is initiated during an academic year and remains open at the end of that year, then on commencement of their next clinical placement for the next academic year, a meeting must be held to review the **open SLP**. Follow guidelines for review meeting and student responsibilities outlined above.

Student Refusal to Engage with the SLP process

The SLP is initiated with the agreement of the student. If a student refuses an SLP, the CPC must arrange a meeting with the student, preceptor, CPC and LL. to discuss the matter. This can be done at mid interview or as an additional interview. Here the student's reasons for refusing an SLP must be documented as well as advice given and signed by all present. The student is made aware of the implications of this i.e. they may not achieve Pass and Progression requirements for their clinical module.

If a student refuses to engage with the SLP processes and/or refuses to sign the SLP, in the interest of patient/client safety the student will be notified by the CPC/LL that this refusal to engage with the SLP process may be in breach of the Practice Placement Agreement for example

"I confirm that I shall endeavour to recognise my own limitations and shall seek help/support when my level of experience is inadequate to handle a situation (whether on my own or with others), or when I or others perceive that my level of experience may be inadequate to handle a situation".

“I shall conduct myself in a professional and responsible manner in all my actions and communications (verbal, written and electronic including text, email or social communication media).

The student is advised that this may have implications for their pass and progression to the next academic year.

The student will also be notified by the CPC/LL that they may be removed from placement as deemed appropriate¹⁴. In the event of a student refusing to engage with the SLP processes and / or refusing to sign the SLP, the LL/CPC (if applicable) must organise a meeting to review this situation within a maximum timeframe of 2 weeks with the relevant personnel in the Health Service Provider & School of Nursing & Midwifery, UCC. This meeting **must** include the student, CPC, Nurse/Midwife Practice Development Co-ordinator (N/MPDC), Programme Leader and Director of Undergraduate Practice Education.

Student with Continuous or high volume of SLP's

If a student has continuous open SLP's or has a high number of SLPs within an academic year the LL/CPC (if applicable) must organise a meeting to review this situation prior to completion of the student's clinical placement for that academic year. A review meeting with the relevant personnel in the HSP and SONM, UCC will be held. This meeting **must** include the student, CPC, LL, Nurse/Midwife Practice Development Co-ordinator (N/MPDC) and Programme Leader.

¹⁴ In the event of a student being removed from placement the AO in UCC and ALO in the HSP must be notified immediately by the CPC/LL. Any time missed from clinical practice by the student must be repaid in full as per the NMBI requirements and standards.

SUPPORTIVE LEARNING PLAN (SLP) ALGORITHM

Planning the SLP

- Review outcome of Additional Supportive Interview
- Preceptor/CNM/CMM/CPC/LL identifies that a student is not achieving their clinical learning requirements, is not conducting themselves in a professional and responsible manner and/or not working within their agreed Practice Placement Agreement (PPA).
- Preceptor/CNM/CMM liaises with CPC/CDC to discuss the ongoing concerns in relation to a student's failure to progress following Additional supportive interview.
- Student is informed by the preceptor/CNM/CMM/CPC or LL in advance of the proposed/scheduled SLP meeting and of their preceptors/CNMs concerns.
- CPC/CDC/LL liaises with all relevant personnel (student, preceptor/CNM/CMM, CPC, LL) to arrange a meeting, giving details of the purpose, date, time and venue.

Initial Meeting

The CPC/LL or CNM/CMM will chair the meeting and either the LL/CPC will record the process.

First, the student is invited to give a view of his/her progress.

Secondly, the preceptor is asked to comment on the following: (using specific examples/incidents)

- why he/she considers it necessary to implement an SLP
- to identify the student's clinical learning requirements needing attention (See indicators for SLP above (pages 154-155))

The student is given the opportunity to respond to the preceptor's comments/concerns.

Thirdly, any other evidence that highlights a student's learning deficits is then presented/discussed e.g. from a CPC/CNM/CMM or LL where relevant. The student is given the opportunity again to respond.

Fourthly, an appropriate plan with *Agreed Goals* and support mechanisms are identified to help the student to achieve the learning/practice concern(s).

Finally, a time frame is agreed and review date set. SLP is signed and dated by all present.

The SLP is documented in the student's Clinical Booklet and a copy must be placed in the student's file in the School of Nursing and Midwifery, G03, UCC.

Review Meeting

The student's progress is reviewed. Follow procedure as for Initial meeting (outlined above)

- Student is invited to give a view of his/her progress.
- Preceptor/CNM/CMM/CPC/LL gives his/her feedback.
- If learning/practice concern(s) has been achieved - SLP is signed off and closed
- If the student is not achieving the *Agreed Clinical Goals*, a revised plan is formulated with a new review date within a reasonable timeframe. (*Refer to 'notification' section above if student with open SLP moving to a new placement area*)
- The section "*Review of student's progress and further recommendations*" in the *Clinical Booklet* is intended for use at the review meeting.
- The SLP review meeting record must be signed and dated by all present at meeting. LL must place a copy of the SLP review meeting in the student's file in G03, SONM, UCC.

On closure of an SLP, there is no requirement to notify future placement areas of the prior existence of an SLP, thus upholding confidentiality.

NU2086 Integrated Children's and General Nursing Practice: Assessment and Feedback Sheet

End of YEAR TWO

Assessment of your CAD demonstrates that all assessment requirements and documentation are:

COMPLETE _____ INCOMPLETE _____

1st Submission _____ Date: _____

Practice Module Leader/Link Lecturer

Resubmission: _____ Date: _____

Practice Module Leader/Link Lecturer

If assessed as **INCOMPLETE** please *attend* to the following as outlined in the page numbers below **immediately** and resubmit by _____

Page Number(s)

Details of practice placement _____

Interview(s) not signed/dated by preceptor/associate preceptor _____

Interview(s) not signed/dated by student _____

Reflective notes not written up/included _____

Reflective note(s) not signed/dated by preceptor/associate preceptor _____

Reflective note(s) not signed/dated by student _____

Student declaration not signed _____

Reflection Time Record Sheet not signed/dated or activity theme filled in _____

Other (specify) _____

Comments

Please take note of issue(s) ticked and comments above and ensure that all relevant corrections are made before next CAD submission. If you have any queries please do not hesitate to contact the Practice Module Leader or Link Lecturer listed above.

APPENDIX 1 – PRACTICE MODULE DESCRIPTORS AND PROGRAMME REGULATIONS

NU2086 Integrated Children's and General Nursing Practice *Please refer to online University Book of Modules 2020/2021*

Note: Please also refer to BSc programme regulations.
Undergraduate calendar entry
BSc Nursing marks and standards these can be accessed on the UCC web
<http://www.ucc.ie/en/CurrentStudents/>

APPENDIX 2: REQUIRED READING PRIOR TO, AND DURING, ALL CLINICAL PLACEMENTS

Please note students are required to refer to the most up to date version of these policy and guidance documents, available at

<http://www.ucc.ie/en/nursingmidwifery/students/bscnursemid/>

1. Disciplinary Policy
2. Grievance Policy
3. Intravenous BSc Student Nurse Competency Policy for BSc Nursing (General & Integrated) Students
4. Manual Handling and People Load Moving and Handling Training Policy
5. Policy for Repeating Clinical Module
6. Practice Placement Guidelines
7. 'Request for Extension' Form
8. Mandatory and Essential Skills for BSc Nursing & BSc Midwifery Students
9. Clinical Supportive Mechanisms for Student Learning: Additional Support, Additional Supportive Interview, Supportive Learning Plan BSc Nursing and BSc Midwifery.
Appendix 2 is not an exhaustive list and is intended as a guide only, students are required to refer to the School of Nursing & Midwifery web site, current students section, for the most up to date versions of the documents listed above.
<http://www.ucc.ie/en/nursingmidwifery/students/bscnursemid/>

Addendum to 2nd Year NMBI Competency Assessment Document

Re: 2nd Year General and Childrens/General Integrated Nursing Students on Maternity Placement

Addendum 1

1.1 Please note that a preceptor is a registered nurse or registered midwife who has undertaken preparation for the role and who supports undergraduate nursing or midwifery students in their learning in the practice setting and assumes the role of supervisor and assessor of the students' achievement of clinical learning outcomes and competence (NMBI 2016). As such, it is acceptable for a midwife preceptor to sign the necessary and applicable sections in the 2nd Year NMBI Competency Assessment Document.

Addendum 2

2.1 Students while on maternity placement will not be assessed according to the six domains of competence (NMBI 2016), given the focus of these domains being predominately nursing and illness related. Assessment will adhere to the following format:

2.1.1 Prior to practice placement, the nursing student is to familiarize themselves with the HEI practice placement guidelines. In advance of the preliminary interview, the nursing student must complete their self-evaluation of learning needs and expectations in line with practice placement learning outcomes and identify their specific learning needs for the placement.

2.1.2 Within the first two days of commencing, the nursing student will undertake a preliminary interview with their Preceptor/Associate Preceptor. At this interview the nursing student will review their learning needs, discuss learning opportunities available to them in that setting and the learning outcomes that they will need to achieve.

2.1.3 The final interview allows for a review of the nursing student's learning overall and to consider the nursing students' needs and requirements prior to the next scheduled placement. This should be accompanied by a written comment by nursing student and the Preceptor/Associate Preceptor on the overall process and result of the assessment.

2.1.4 As part of the nursing student's assessment, he/she is required to complete ONE piece of reflective writing per placement regardless of duration. The purpose of the reflective writing is to demonstrate learning. The reflective writing is to provide one source of evidence relevant to the learning that has been achieved and must be linked to the practice placement learning outcomes. The nursing student should follow the template and guidelines provided in the competence assessment document.