

## FACCIAMO UN FILM!

Let's watch this animation. It's cool right? Well... at the end of this class you will learn how to create something like this yourself!



**Attività 1. Ascoltiamo e completiamo le schede delle due ragazze.**



Nome:	Lei si chiama _____
Nazionalità:	Lei è _____, di _____
Età:	Lei ha _____ anni.

Nome:	Lei si chiama _____
Nazionalità:	Lei è _____, di _____
Età:	Lei ha _____ anni.




At the end of the movie one girl asks a question that we did not study, can you write it down? And how does the other girl answer?


QUESTION

ANSWER

Did you find the answer? BRAVI! What else can we reply?




Here .....few other expressions... Let's match.




Let's study a bit the numbers now...

0	ZERO	11	UNDICI
1	UNO	12	DODICI
2	DUE	13	TREDICI
3	TRE	14	QUATTORDICI
4	QUATTRO	15	QUINDICI
5	CINQUE	16	SEDICI
6	SEI	17	DICIASSETTE
7	SETTE	18	DICIOTTO
8	OTTO	19	DICIANNOVE
9	NOVE	20	VENTI
10	DIECI		



What is it? Connect the dots following the teacher's instruction. The initial number is 20. The Italian word for "x" is very useful!





**Attività 2.** Ask 3 classmates for their telephone number and write them on your mobile phone or ipad



**Let's explore PLOTAGON**

There is not much time left...unfortunately. But let's have a look at the app that you are going to use next week to create you own animation. The app is called **PLOTAGON** and it is free!!! In your Italian book there is a guide that will help you to learn how to use the APP.

